

Arboricultural Report
Trees at Proposed SHD Development at
Balcamp College
Belcamp
Dublin 17

April 2022

The Tree File Ltd
Consulting Arborists
Ashgrove House
26 Foxrock Court
Dublin 18
D18 R2K1
086-3819011

Contents

<u>Section</u>	<u>Subject</u>
1	Report Summary
2	Introduction
3	Site Description
4	Pre-Development Arboricultural Scenario
5	Planning Scenario in Respect of Tree
6	Other Legislative and Legal Constraints
7	Construction Activities and their Effect on Trees
8	Nature of Project Works
9	Development Related Impacts and Concerns
10	Design Iteration and Arboricultural Considerations
11	Identification of Arboricultural Impacts on Trees
12	Tree and Hedge Retention and Loss
13	Tree Protection Within the Scope of a Development
14	Preliminary Management Recommendations
15	Bibliography
A1	<u>Appendix A1 – Preliminary Arboricultural Method Statement</u> (To be read with "Tree Protection Plan" drawing)
A2	<u>Appendix A2 – Preliminary Arboricultural Method Statement</u> (To be read with "Tree Protection Plan" drawing)
A3	<u>Appendix A3 - Tree Survey</u> Table 1 – Tree Survey Data

Associated Drawings

This report is for reading in conjunction with the drawings noted below

<u>Drawing Title</u>	<u>Drawing Subject</u>
1) Belcamp Tree Constraints Plan (Site over four sheets)	Tree Constraints Plan A plan depicting the predevelopment location, size, calculated constraints, and simplified tree quality category system
2) Belcamp Tree Impacts Plan (Site over four sheets)	Tree Impacts Plan This plan represents the effects of the proposed development works on the above tree population and depicts trees to be retained and removed.
3) Belcamp Tree Protection Plan (Site over four sheets)	Tree Protection Plan This plan depicts the nature, location and extent of tree protection measures required for sustainable tree retention.

1 Report Summary

- 1.1 This report, its findings and assessments are based on a review of the sites tree population, in conjunction with a review of various development proposals. The development details and drawings on which this report is based are those received prior to the weekend of the 30th April 2022. The report notes some ongoing changes, and that some disciplines are advising further exploratory works to guide the extent and nature of known project elements. This report therefore remains aspirational and assumes that prior to construction and at detail design stage, that some elements of the design, for example the current lighting layout, may undergo minor amendments so as to enable the current extent of tree and hedge retention.
- 1.2 In respect of the above, it would be of benefit that any and all works within the protection zones of any trees or hedges intended for retention, might by way of compliance, require further scrutiny and the agreement of specific “Arboricultural Method Statement”, in writing before such works commence.
- 1.3 The site is both extensive and variable. Whilst a large proportion of the site area comprises broadly open, agricultural land, it also supports significant areas of woodland and hedgerows. The layout, format and extent of woodland and hedges appears to relate to the historic context of Belcamp House. Particularly, there is evidence to suggest an original intent to create an ornamental woodland effect between Belcamp House and the Malahide Road and also regarding the substantial wooded area to the south-west of Belcamp House and about the ponds. The agricultural context of the site is also well defined by a number of substantial hedgerows both at boundaries and also dividing fields, typically west of Belcamp House.
- 1.4 The tree survey has noted a particularly diverse tree population. The basis of the tree population is inarguably historic, comprising the remnants of planted woodlands, hedgerows and tree lines. Unfortunately however, many of these trees are now old and in poor condition. The review period since the Belcamp state was first reviewed in 2015, has seen much deterioration and natural tree loss. This has created further repercussions, typically relating to exposure and shelter loss that in turn is resulting in increased rates of tree failure.
 - 1.4.1 Notwithstanding the above, the site supports extensive populations of young trees. Many of these are emerging from hedges but also from within previously wooded areas. A clear majority of these trees are young, typically being less or substantially less than 50 years of age. Such trees appear to illustrate a cessation in site management and a period whereupon natural regeneration and dereliction occurred. For this reason and without artificial input, biodiversity has decreased with the young tree population being strikingly dominated by Sycamore, ash and Elm. This dominance by small number of species has raise particular concern, particularly in light of ash dieback disease and Dutch Elm disease that stand to promote Sycamore to a position of species dominance within coming decades. Obviously issues surrounding species monocultures arise and it would be advised that this population be augmented and complemented by artificially planted trees of other species.
 - 1.4.2 Additionally, the proposed development will see a substantial increase in occupation and use in areas adjoining and supporting trees. For this reason and appreciating the deteriorating nature of many of the trees on site then ongoing and continued tree

management will be critical in the future. In this respect, a rudimentary tree and woodland management plan has been provided as part of this report but such a plan will require revisiting and further direction once the likely nature of use and all aspects of safety as may be required for the site, are better understood.

- 1.5 The proposed development of the site is extensive involving the widespread construction across much of the site area. The potential impacts to trees extend beyond the designed criteria and include construction related activity and its effect on the tree supporting soil environment and also collateral works that are required to create a final fit between the proposed development works on the existing landscape. This latter issue is of particular pertinence in that the site is of irregular and often undulating contours that do not necessarily match with proposed floor levels, road levels or path levels. In this respect, it is noted that throughout the site substantial elements of cut and/or fill, or grading are required thus requiring construction related activity and the disturbing of soil sometime substantially beyond the design footprint of the various elements of the design proposals.
 - 1.5.1 A large proportion of the development comprises principal structures including new homes and commercial buildings. These are added to by way of road infrastructure and the provision of services infrastructure including drainage and water mains amongst others. Such structures, there are requirements for excavation and the provision of foundations are wholly contrary to tree retention. In many instances, it is the construction of these items that is required tree or hedge loss.
 - 1.5.2 Further to the above, there are requirements within the remaining landscape to provide for access and connectivity. Much work has been undertaken by the Landscape Architects to minimise such effects but nonetheless, there are areas where connectivity is required through or beside trees and hedges. In some instances, such connectivity and its required provision of suitable levels and gradients was contrary to tree protection. In other instances, the provision of pathways can be accommodated near trees if specific measures are adopted. Such measures would relate primarily to the adoption of light touch and low impact measures, effectively minimising foundations, using porous surfaces and adopting manual techniques where possible, thus preserving the tree supporting ground environment.
 - 1.5.3 In addition to, but still relating to the historic landscape, note is made of proposals, as part of this development, to carry out works to the historic ponds and parts of the watercourse associated with the Mayne River. The principal works in this area involve the re-contouring of the pond basis, effectively removing existing stilt and possibly relining the ponds. At this stage, it appears that access can be gained to the ponds and that the principal work can be undertaken without causing damage to trees on the pond and stream banks. Nonetheless, it would be advised that prior to commencement, further investigation be undertaken into the precise nature of all aspects of this work as any interference with or disturbance of tree supporting banks will adversely affect tree retention outcomes.
 - 1.5.4 The current iteration of this report notes areas and issue that require further scrutiny. Particularly, note is made of conflicts between the proposed lighting layout and the desire to retain trees and hedges. In this respect, and if the indicated extent of tree and hedge retention is to be achieved, it will be necessary to relocate a number of the

currently proposed lighting features. Should this not be possible, then there would be additional tree and hedge losses above those depicted and listed at present.

- 1.6 Without doubt, the trees, woodlands and hedges are ecologically and visually significant to the Belcamp estate. Therefore, their retention should be strived for. Within the context of this report, the basic requirements set out in BS 5837 – 2012 have been used both as a basis to evaluate the suitability of attempting tree retention but also regarding the provision of tree protection. Where minimum tree protection cannot be provided or its benefits are mitigated by other circumstances then such trees have been nominated for removal. Where material protection can be attained, it is assumed that such will be provided at construction stage and thereby providing a reasonable expectation of sustainable tree retention.
 - 1.6.1 For the most part, and as indicated on the tree protection plan, the primary tree protection strategy will be one of construction activity exclusion. This is attained by the preconstruction erecting of construction exclusion fencing. Such fencing is typically erected at the perimeter of the root protection area prior to the commencement of works and left in situ until all construction works are completed. The only exception to this relates to the undertaking of light touch, low-impact works such as landscape works that can be undertaken manually or with the provision of controlled ground protection for low impact mechanised activities. It is envisaged that a clear majority of tree protection will be provided for by construction exclusion fencing.
 - 1.6.2 Throughout the site, note has been made of various physiological factors that assist with and mitigate against the need for tree protection. The primary example of this is the existence of ditches, particularly where they are water bearing. Such features tend to act as physiological barriers to root development, with tree roots following the ditch embankment as opposed to passing beneath the ditch channel. Therefore, and in some instances, it has been found that the calculated root protection area extends to positions beyond the ditch but, the ditch is known to have prevented root access. Therefore, and in such circumstances, the tree protection will be curtailed and brought back to the ditch alignment. An example of this would apply to the woodland area to the west of the walled garden where the woodland area is separated from the proposed location of the apartments by a substantial ditch.
- 1.7 In line with suggestions made regarding the development of a tree and woodland management plan, further works and investigations will be necessary. The full effects of works will, in many respects, relate to the manner in which the works are achieved. Therefore, the assessment as provided in this report necessarily makes assumptions as to how such works will proceed. Therefore, and with regard to the provision of suitable tree protection, it is imperative that all details are reviewed once the full extent of works and access requirements are understood.
 - 1.7.1 Appreciating the dynamic and often deteriorating nature of the sites tree population then continuous and ongoing tree monitoring must be maintained. As noted above, substantial deterioration in tree loss has occurred since first reviewing this site in 2015. This deterioration and rate of tree loss is expected to continue. Therefore, the potential outcomes of this Arboricultural assessment are subject to ongoing change with time. Such changes can only be identified by continuous review and comparison with prior findings.

1.7.2 This review would be incorporated into the broader tree and woodland management plan. Such a plan must appreciate health and safety issues with regard to woodlands in light of the increase rate of occupation the woodland areas will attain. It is likely that intervention will be required to improve safety, particularly where pathways and routes invite occupation. In this respect, it is advised that notwithstanding the provision of a preliminary woodland management plan as part of this report, the discussions remain ongoing with regard to the agreement of a more detailed and long term plan that addresses a number of significant factors. Primarily, the fact that the plan must address the fact that impromptu tree loss is likely to prove impossible but at the same time, the woodland will comprise a publicly accessible woodland. Additionally, and as noted above, the woodland is in a state of deterioration with many of the older, planted specimens being lost. Because of minimal intervention and replacement planting, the woodland is becoming dominated by a small number of species, 2 of which are under pathological threat. Whilst Sycamore may be viewed as offering a highly desirable degree of resilience for the mid and long term future, nonetheless, biodiversity and other ecological as well as sustainability issues can only be addressed by augmenting the Sycamore population with a more diverse species palette. This would be accomplished as part of a long-term woodland management plan that appreciates the benefits of creating not only a diverse species palette but also a diverse age profile. The Woodlands at present are already becoming dominated by young trees, but of a small number of species. Extensive replanting at a single time will recreate the scenario of the failing woodland by promoting a single age woodland profile. Therefore, replacing trees over time will be key to creating a sustainable woodland. In this respect, it is appreciated that attempting to timetable a management plan extending for 25 of 50 years ahead itself brings difficulties, this should be strived for as a fundamental part of the plan.

2 **Introduction**

2.1 This report was commissioned by-

Gerard Gannon Properties

Kinvara House
Northumberland Road
Dublin 4

This report was prepared by-

Andy Worsnop Tech Arbor A, NCH Arb (PTI LANTRA)

The Tree File Ltd

Ashgrove House
26 Foxrock Court
Dublin 18
D18 R2K1

Report Brief

2.2 The Tree File Ltd has been requested by **Gerard Gannon Properties** to provide an Arboricultural report in respect of the proposed development.

Report Context

2.3 As "BS5837: 2012 Trees in Relation to Design, Demolition and Construction – Recommendations" is the accepted framework for such reports, its composition, inclusions and recommendations being followed as a general basis for this report. An arboricultural review of the proposed development project is included in this report. The report includes an evaluation of the existing tree population at the site in its current context. The report evaluates their chances of long-term retention in the post-development scenario. The report also discusses the potential effects and consequences of the development and construction process on those trees. It also provides information on the necessary tree protection and avoidance of tree damage during the construction process, which is required to achieve long-term tree retention.

2.4 The report assessments are based on a study of the design team's proposed project specifics and evaluating trees as specified and presented in "Appendix 2". Appendix 1 has a preliminary "Arboricultural Method Statement" and a Tree Protection Plan. This plan depicts the necessary conservation and protection methods to ensure tree sustainability. However, this paper is not meant to criticise the proposed development, but rather to examine the development's implications for the sustainable retention of trees. This report is only for planning and may not be suitable for building.

Report Limitations

- 2.5 This report relates the Arborists interpretation of information provided to him before the report compilation and gained by him during the undertaking of the site review and tree survey. The site review data is subject to the limitations set out under "Inspection and Evaluation Limitations and Disclaimers" in "Appendix 2" of this report. The findings and recommendations made within this report are compiled based upon the knowledge and expertise of the inspecting Arborist.
- 2.6 The "Implication Assessment" element of the report builds on assumptions and estimates, unavoidably associated with the "design" stage of the project. This report cannot address issues that may arise at "detail design" or "construction" detail stage or in respect of how construction works might proceed on a day-to-day basis. Equally, this report cannot address issues that may arise in respect of changes or amendments required to address or comply with any conditions of a grant of permission.
- 2.7 In line with the "design" stage of the development proposals, many elements of the "Arboricultural Method Statement" are deliberately broad and generic. They will require review, amendment and consolidation at the construction stage, for example, in respect of the size and nature of the equipment, plant and machinery that might be utilised by any potential building contractor and any details as may change at "detail design" or "construction detail" stages.
- 2.8 Accordingly, this assessment is premised on all its elements/recommendations, and the omission or alteration of any part of it, particularly the application of tree protection methodologies, can radically alter outcomes regarding sustainable tree retention.

3 Site Description

- 3.1 The site is of irregular shape as a result of its being a composite of pre-existing landscape features of equally irregular shapes. Much of the site supports only gentle slopes, the broader site area is divided by the Mayne River, the course of which provides a substantial step in levels between the lands to the north and the adjoining lands to the south of the river.
- 3.2 Note is made that some topographical features of the site and particularly those associated with the Mayne River and the adjoining ponds suggest substantial historical landscaping and modification of the original landscape.
- 3.3 The site in question includes the original environs of Belcamp House as well as a substantial amount of adjoining agricultural land.
- 3.4 Whilst the agricultural elements support few trees, other than those that arise from field demarcation hedges and belts, by comparison, the Belcamp House area supports substantial woodlands and wooded areas.
- 3.5 The cumulative effect is to see an extensive and highly variable landscape across the site, ranging from clear arable agricultural land to heavy woodland and a substantial variety between these two contexts.

4 Pre-Development Arboricultural Scenario

- 4.1 This document comprises only a preliminary review of the development related impacts. The associated “Belcamp Tree Impacts Plan” provides a preliminary representation of the likely effects of the proposed site development works. In this drawing, the trees and hedges considered likely to be lost have been highlighted with broken pink outlines.
- 4.2 The assessment of tree impacts is an update on previous assessments and notes a substantial improvement in the tree and hedge retention scenario when compared to the development design of March 2021. Nonetheless, this report appreciates its limitations and a lack of detail at this time and with therefore be subject to amendment as such information becomes available.
- 4.3 This assessment is based on current layouts and appreciates that various design details may change before the final application. It also appreciates that certain areas of the site require further review and scrutiny, a process that may commence after the closure of the bird nesting season at the end of August. This particularly relates to the zone to the south of the Mayne River and north of the R139 accessed development, between the “ice house” and the Malahide Road.
- 4.4 In comparison to earlier iterations, the current design appears more sympathetic to trees, woodland and hedges. Much of the development (roads and buildings) are located such that there will be no direct impacts on the historical woodland, associated with Belcamp House. A large proportion the agricultural context hedging has also been retained.

There are however collateral impacts, most typically relating to the provision of local access and permeability across and through the site.

- 4.5 The review of the Belcamp site has served to illustrate a hugely diverse tree population comprising substantial elements of an artificial and historic landscape in conjunction with substantial elements of natural regeneration as well as other elements that relate to the agricultural management of the broader landscape. The ongoing tree survey work is aware of substantial and often rapid changes occurring in respect of the sites tree population. Natural deterioration and shelter loss is resulting in accelerated rates and extents of mechanical failure, however pathological issues also exist. Particularly, note is made of the spread of Dutch Elm disease about the site. Many of the sites remaining Elm have been lost and those which remain appear to offer limited sustainability. A similar scenario may apply to the sites Ash population regarding the apparent spread of Ash Decline disease. There appear already to be numerous examples of the disease across the site and therefore there is great potential for much of the site's Ash population to be lost over coming years. The issue with Ash and Elm appears likely to result in a natural dominance by Sycamore, a species already noted as being dominant in respect or naturally occurring regeneration.
- 4.6 While the historically developed areas of the Belcamp site can be associated with the main house and the newer elements of the now partially demolished school, it is noted that substantial agricultural facilities existed to the west and north-west of the main buildings as does the outline of a substantial walled garden area. The area specifically about the main buildings is broadly devoid of trees, however, is adjoined, particularly to the west by substantial elements of woodland. This element appears to have been planted with the specific intention of providing screening between what was the original residential buildings and the utilitarian and agricultural outbuildings and farmyards. Much of this plenty material remains today however, the survey has served to illustrate the fact that much comprises poor quality material, commonly including Leyland and Monterey cypress that in many instances, already exhibits evidence of mechanical failure and deterioration. Accordingly, and notwithstanding the visual significance of this material, it has been advised that it is of minimal sustainability and should be regarded as being a particularly low priority regarding retention within the scope of any new development. Nonetheless, it is equally appreciated that a small number of trees exist in conjunction with this lower quality material, including some broadleaves, many of which were found to be of broadly good condition and would be suitable for retention. The agricultural buildings and farmyard area support no evidence of deliberate planting, but nonetheless supports a developing number of trees, the vast majority comprising naturally regenerating weed species, typically dominated by Sycamore. Whilst many of these trees remain relatively young and vigorous, many are of poor quality and as such, are considered and ill-suited to retention.
- 4.7 It is the area to the west of the original access road and to the south of the agricultural yards and walled garden area, where we find the site's main woodland area. This area supports a tree population suggestive of at least two phases of planting, with the central and northern sectors supporting substantially older trees. This factor suggests that the central and northern woodland was established prior to or during the development of the earthworks associated with the ponds and the altered Mayne River course, that whilst supporting notable tree population to date, appears to be notably younger than its counterpart to the north. Nonetheless, both areas support substantial and significant

trees many of which remain in good health. Though relatively few, particular note is made of the fact that this area does support a number of particularly large and aged specimen is that may even be suggestive of a site context prior to the main house. Nonetheless, and as would be associated with any large woodland area, tree losses, failure and deterioration is commonplace and many specimens have been lost. The space provided by such failures has seen substantial natural redevelopment, typically dominated by which Elm, Sycamore and Ash. In many instances, these three species are dominating regeneration to the point where the historically planted woodland context is now interrupted and is at risk of being dominated, if management and controls are not put in place. The artificial woodland context continues to the south and south-west of the main house where stands of Lime and Beech as well as slightly more open woodland areas provide substantial visual context. This woodland tends to follow the easternmost pond thereby providing a visual link between the woodland enveloped western pond and that to the east.

4.8 A large proportion of the site was until recently, arable agricultural land. This area is broadly level and appears historically to have been devoid of trees however, note is made that the perimeters of this area have supported trees. To the north of the main site-area, note is made of a substantial tree belt, referred to as “Woodland Area 1” but supports many thousands of typically young trees. This area is dominated by regenerative Ash, Sycamore and Elm together with other thicket species. Nonetheless, note is made of the particularly small number of typically poor-quality large trees that suggest the previous existence of a historical context alignment along this northern boundary. At this time, this alignment is vestigial including only a small number of specimens and the remnants stumps of other now lost trees. Those which remain tend to be in particularly poor condition and suggest minimal sustainability. The woodland itself offers some potential for retention however, its close-knit nature and its dominance by small number of regenerating species would require substantial input if it is to be managed for retention.

4.9 The eastern site retains several specimens Beech presumed to relate to the original entrance drive context. This alignment of trees runs along what is the upper edge of the main site, to the north of and above the Mayne River course. In this respect, note is made of substantial number of Beech together with a small number of additional species that appear to comprise a loose alignment close to the top of the embankment north of the river. This alignment appears to coincide with evidence on historic maps suggesting possible location of an original entrance drive to Belcamp House. At this stage, the alignment is discontinuous and broken comprising a relatively small number of particularly large specimens. The alignment equally supports many remnants stumps and broken trees that must be regarded with caution in respect of those trees that remain. Whilst they are visually significant today, their tenure on site is likely to prove limited and their ongoing suitability for retention will be context dependent. Accordingly, it must be appreciated that continued and ongoing losses, particularly of these larger trees must be expected, particularly as those that remain become subject to increasing shelter loss and exposure. Below this alignment and within what might be regarded as the Mayne River valley, note is made of extensive natural regeneration. Unfortunately, apart from small elements of Hawthorne, Goat Willow, Holly and Wych Elm, the dominant species is undoubtedly Ash and Sycamore to the almost total exclusion of all other species. Whilst many of the specimens are relatively young and tend to be vigorous and of good condition, concern exists regarding the limited diversity within

the woodland spectrum. Accordingly, and notwithstanding the suitability to retain much of this material, it would nonetheless be advised that artificial input and management be allocated to reduce the numbers of these species and to introduce a broader spectrum of tree types to this area.

- 4.10 A similar scenario exists to the south of the Mayne River however, in respect of areas east of the “Icehouse”, substantial dereliction related regeneration has occurred with massive thicket development that prevents proper ingress at this time. Equally, there is no detailed topographical drawing upon which a tree survey or impacts assessment can be based. Circa two thirds of the strip (north near stream) is broadly level however, the southernmost one third supports a distinct slope, angling up to the current palisade rails boundary. Within this slope, there is a large ditch feature. The tree material within this area appears to include 1 of 4 groups. There are 2 groups of natural regeneration, typically dominated by Ash located in a variable corridor running parallel to the stream and there is a second corridor of similar material running along the northern edge of the elevated ditch. Additionally, the ditch form itself supports many larger trees including oak, beach, ash and Sycamore amongst others. These trees arise from positions upon and adjoining both the southern and northern banks of the ditch. In respect of general overview, it is noted that many trees have failed, having collapsed into the adjoining undergrowth. Additionally, the population supports numerous faulty and/or sick trees. Particularly, note was made of the large numbers of often younger but completely dead Elm, having been killed by Dutch Elm disease. Additionally, and with regard to simple, overview proportions, it appears that at least 25% of the Ash population is already exhibiting evidence of dieback most likely attributable to Ash Decline. Overall, the tree population in this zone is particularly variable in respect of size, age, and condition. A notable proportion of trees, particularly Elm but also Ash offers little realistic sustainability. It is likely that many of the Ash located here and elsewhere across the broader site could be lost to Ash Decline in the coming years. Notwithstanding the above, the area supports a substantial number of trees that may offer significant sustainability. Many of these trees are associated with the sloping areas or ditch profile portions of the site as it adjoins the southern boundary. Accordingly, and with regard to any potential works, it is quite likely that engineering requirements would see a need to modify existing slopes, an issue that would be difficult to avoid and one that would readily affect retainable trees.
- 4.11 The area to the south of this Mayne River but north of the R139 and its existing developments, note is made that there appear to be multiple boundaries. These comprise security fencing to neighbouring nursing homes and commercial premises to the south, and palisade rails often located some metres to the north. Notwithstanding this, it is obvious that the sites to the south have been subject to extensive filling with spoil, rubble and soil. In this respect, the adjoining sites have been elevated relative to the subject site by between 1.00 and 1.50 m. This artificially elevated ground appears to be the case throughout the area and is considered likely to be one of the major contributing factors to the elements of decline noted particularly within larger, older trees.
- 4.12 As can be seen from Figs 1 and 2, tree categorisations and tree conditions show expected correlations with useful life expectancies noted in fig 4. This is unavoidably linked with typically young age profile as indicated in Fig 3. In many respects, Figs 1 to 4 are heavily influenced by the history of the site, the broad dilapidation of an older tree population, and the development of a younger, naturally regenerating woodland,

often dominated by Ash, Sycamore It surely is, and if it isn't, a substantial proportion and Elm.




Fig 1

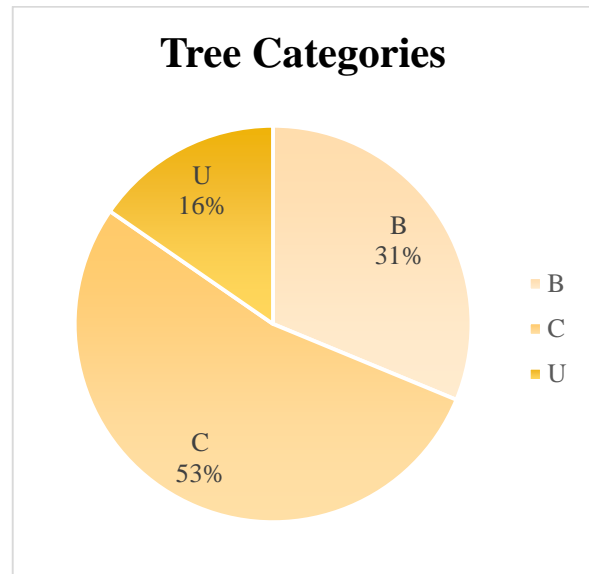


Fig 2

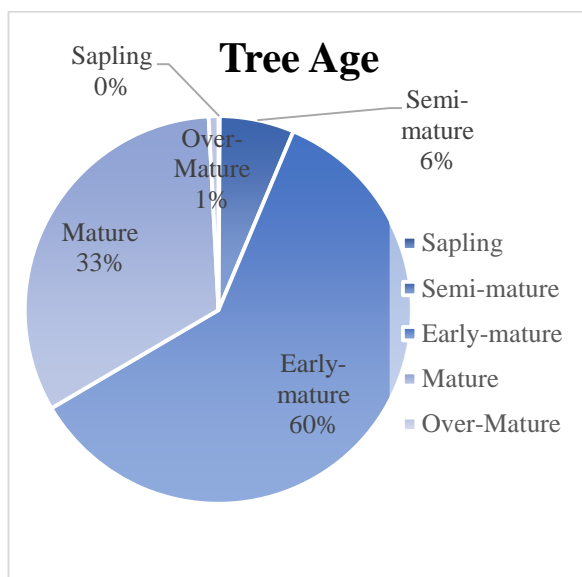


Fig 3

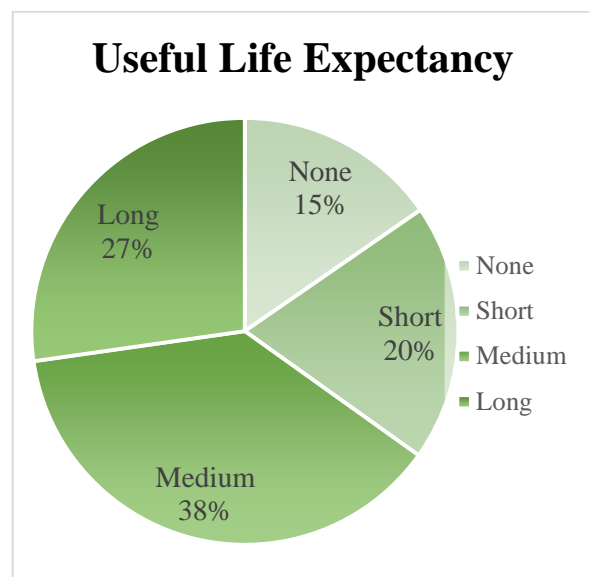


Fig 4

4.13 Site history appears well illustrated by the species breakdown shown in Fig 5. Here we find a tree population including many of the species expected within the planted woodland associated with an affluent estate. Such species would include Beech, Yew, Lime, Oak, Horse Chestnut and Douglas Fir, that tend to dominate the older and large elements of the tree population. However, we also note significant numbers of obviously planted species, many of which are regarded as fast growing and therefore, and notwithstanding some being of mature status, many are substantially younger than the trees in the list above. Such trees would include Leyland, Lawson and Monterey Cypress, Gray, Hybrid Black and Lombardy Poplar. Many such trees would be associated with plantings of mid 20th century onwards.

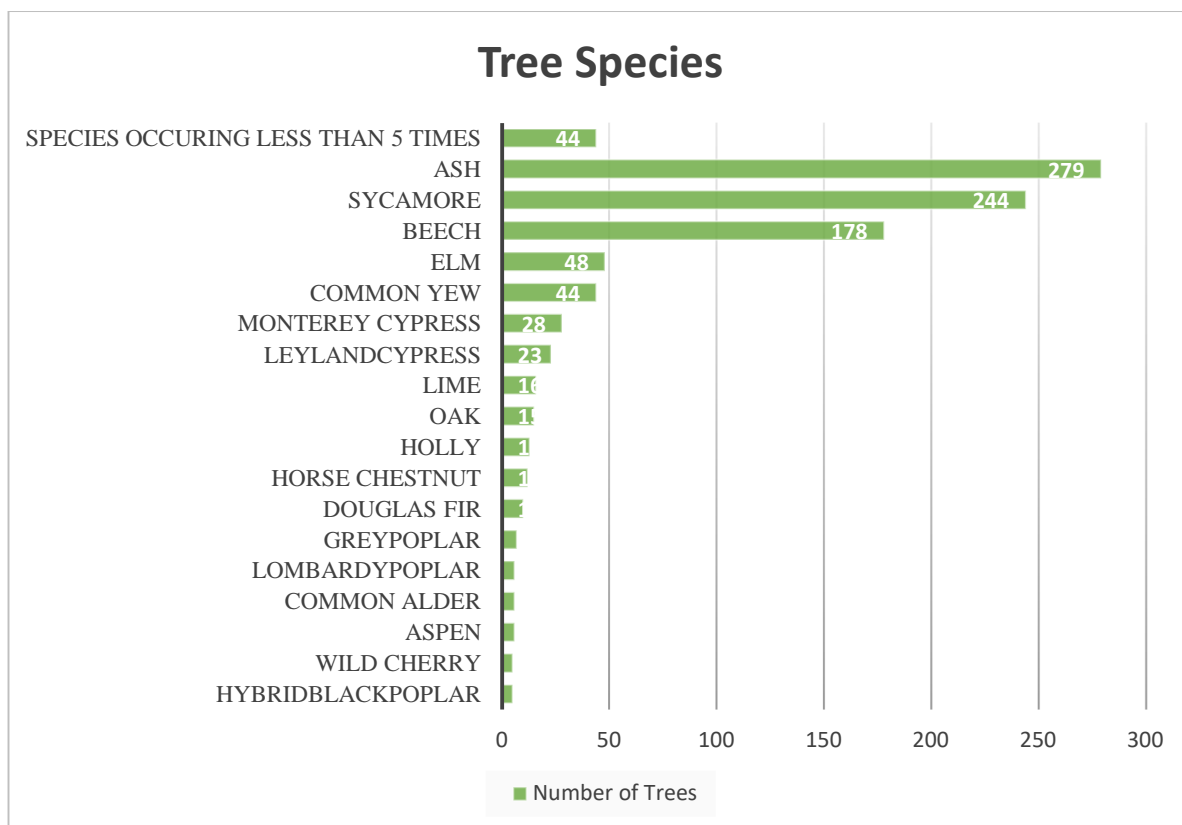


Fig 5

- 4.14 Of particular significance, Fig 5 notes that a significant majority of trees comprise Ash, Sycamore and Elm. On review, it is noted that many of these trees are relatively young, most being less than 50 years. Such trees appear, by pattern and location, to be naturally arising. Many arise naturally from hedgerows, but a significant number arise within woodland areas. This would appear to suggest that the deterioration or clearance of a former woodland was not managed or augmented, but instead, natural regeneration occurred, where species diversity is particularly limited.

5 Planning Scenario in Respect of Trees

- 5.1 In respect of trees as they relate to planning within the Fingal County Council area (northern site), note is made of two areas of guidance including - **The Forest of Fingal A Tree Strategy for Fingal and Fingal Development Plan 2017-2023.**
- 5.2 **The Forest of Fingal A Tree Strategy for Fingal**, a draft strategy document that outlines various intents and desires surrounding trees and woodlands within the county area
- 5.3 **Fingal Development Plan 2017-2023**, that sets out both a tree policy, as well as specific tree related objective across 5 different chapters of the plan, including, **Chapter 3 – Placemaking** (Objective PM64), **Chapter 5 – Rural Fingal** (Objectives RF24, Objective RF52, Objective RF57 and Objective RF59(b)), **Chapter 8 – Green Infrastructure** (Objective GI16 and Objective GI19), **Chapter 9 - Natural Heritage**

(Objective NH23, Objective NH27 and Objective NH28) , **Chapter 12 - Development Management Standards** (Objective DMS39, Objective DMS78, Objective DMS79, Objective DMS80, Objective DMS81, Objective DMS82, Objective DMS83 and Objective DMS84)

- 5.4 Notwithstanding the notes above, the current development plan shows no specific objectives to protect and preserve trees and woodland on or near the site. Equally, the site area supports no Tree Preservation Orders. The site does however support Archaeological sites and protected structures
- 5.5 In respect of trees to the area south of the Main River, that relate to planning within the Dublin City Council area, note is made of two areas of guidance including - **The Dublin City Tree Strategy 2016-2020** and **Dublin City Development Plan 2016-2022**.
- 5.6 **The Dublin City Tree Strategy 2016-2020** is a strategy document that outlines various intents and desires surrounding trees and woodlands within the city council area.
- 5.7 Within the **Dublin City Development Plan**, Chapter 10, Green Infrastructure, Open Space and Recreation, section 10.5.7 deals specifically with trees, with policies GI28, GI29 and GI30 relating directly to tree issues, and objectives GIO25, GIO26, GIO27, GIO28 and GIO29.
- 5.8 It is also noted that the council supports three current Tree Preservation Orders at Raheny, Kilmainham and Ranelagh.
- 5.9 Chapter 11 Built Heritage and Culture, section 11.1.5.3 Protected Structures – Policy Application makes mention of the importance of trees within the attendant landscape of a protected structure “The traditional proportionate relationship in scale between buildings, returns, gardens and mews structures should be retained, the retention of landscaping and trees (in good condition) which contribute to the special interest of the structure shall also be required”. Also, Section 11.1.5.11 “Trees in Architectural Conservation Areas” Policy CHC7: intends to “To protect and manage trees in Architectural Conservation Areas”.
- 5.10 Additionally, Chapter 16 “Development Standards: Design, Layout, Mix of Uses and Sustainable Design” makes specific mention of trees and their retention in Section 16.2.1.1 “Respecting and Enhancing Character and Context”. Within the same chapter, section 16.3.3 Trees “Existing trees and their protection” expands greatly on the requirement for specific tree retention and management strategies and reporting when dealing with trees on development sites. Section 16.10.3 “Residential Quality Standards – Apartments and Houses Public Open Space” also notes the value of retaining mature trees with public open spaces.
- 5.11 The site area falls within a “Strategic Development and Regeneration Area”. Notwithstanding the notes above, the current development plan shows no specific objectives to protect and preserve trees and woodland on or near the site. Equally, the site area supports no Tree Preservation Orders.

6 Other Legislative and Legal Constraints

- 6.1 Under the Forestry Act 2014, the felling of a tree standing in a county area requires a felling license unless the trees are exempted under Section 19 of the Act. Section 19(1)(M)(ii), where "the removal of which is specified in a grant of planning permission".
- 6.2 Other non-specific exemptions may also be applicable, including-
- Trees standing in an urban area.
 - Trees within 30 metres of a building (other than a wall or temporary structure), but excluding any building built after the trees were planted.
 - Trees removed by a public authority in the performance of its statutory functions.
 - A tree that is, in the opinion of the planning authority, dangerous on account of its age, condition or location.
 - A tree within 10 metres of a public road and which, in the opinion of the owner (being an opinion formed on reasonable grounds), is dangerous to persons using the public road on account of its age or condition.
- 6.3 The above derogations do not apply where-
- The tree is within the curtilage or attendant grounds of a protected structure under Chapter 1 of Part IV of the Act of 2000.
 - The tree is within an area subject to a special amenity area order
 - The tree is within a landscape conservation area under section 204 of the Act of 2000.
 - The tree is within a monument or place recorded under section 12 of the National Monuments (Amendment) Act 1994, a historic monument or archaeological area entered in the Register of Historic Monuments under section 5 of the National Monuments (Amendment) Act 1987, or a national monument in the ownership or guardianship of the Minister for the Arts, Heritage and the Gaeltacht under the National Monuments Acts 1930 to 1994 or is within a European Site or a natural heritage area within the meaning of Regulation 2(1) of the European Communities (Birds and Natural Habitats) Regulations 2011 (S.I. No. 477 of 2011)
- 6.4 For further clarification, contact should be made with Forest Service (Department of Agriculture, Fisheries and Food). The Felling Section of the Forest Service is based in Johnstown Castle, Co. Wexford
- 6.5 Other legislation may affect tree cutting and felling. Particular note should be made of the "Wildlife Act 1976 (as amended), as well as the EU Habitats Directive. These offer protection to animals, including Bats that often roost or even breed in trees. The protection afforded by the above legislation means that particular care must be taken in the pruning or felling of trees that may contain Bats. For this reason, specific specialist advice should be sought.

7 Construction Activities and their Effect on Trees

- 7.1 Retaining trees takes up space. There is a big difference between physically preserving a tree and ensuring its future survival. Sustainable tree retention often depends on the extent and nature of construction protection.
- 7.2 Like all living things, trees are highly dependent on their environment in which they exist. A tree's continuity in supplies of water and nutrients from the soil. Any long-term change in ground conditions can easily affect a tree's metabolism, health, and sustainability.
- 7.3 Particularly, development and construction activities can easily damage the soil environment. Removing, disturbing or denaturing soil can irreparably damage tree roots and can render the soil incapable of supporting plant root function. Most modern construction requires large plants, equipment, and vehicles. Such machinery causes soil profile destruction and compaction that denatures the soil.
- 7.4 Where the above issues occur within the minimum "root protection area" as defined by "BS5837-2012", the tree's sustainability and safety may be compromised.
- 7.5 Sustainable tree retention must accept changing contexts and increased management in the future. Where rates of occupation and use increase, then any retained trees have a potential to cause harm or damage. This issue may be exacerbated where shelter-loss and exposure occur regarding the retention of individual trees.
- 7.6 Retained trees should be considered in respect of shadow-cast, light admission, and view-blocking. Wind patterns can affect leaf shedding, causing drifts and accumulations creating management issues around drains and gullies, or the creation of slippery surfaces.

8 Nature of Project Works

- 8.1 Within the scope of this application, the proposed development can be described as below:
 - 8.1.1 A 10-year planning permission is sought by Gerard Gannon Properties for a proposed Strategic Housing Development on lands at Belcamp Hall (protected structure), Malahide Road, the R139 road and Carr's Lane, Belcamp, Dublin 17. The proposed development will consist of the construction of 2,527 no. residential units comprising houses, apartments and duplex units, 2 no. childcare facilities; 1 no. sports changing facilities building; 3 no. cafés/restaurants; 18 no. retail/commercial units; and all associated engineering and site works necessary to facilitate the development.
- 8.2 Considering the scope and scale of the proposed development, then many of the issues dealt with at "Construction Activities and their Effect on Trees" will apply, including-
 - a) Direct conflict with proposed structures, thus requiring tree removal.

- b) A partial conflict where the "Root Protection Area" is encroached upon by works or ground amendments and cannot be preserved/protected in full.
- c) Environmental damage e.g. compaction, capping, sealing – changing the existing ground environment to one that can no longer support tree root function.
- d) Construction activity and the use of large plant and machinery that can denature the ground.
- e) A change in site context or a change in occupation or use which makes a tree unsuitable for retention.

9 Development Related Issues and Arboricultural Concerns

- 9.1 The greatest issues affecting trees has been the consumption of site space and encroachment on trees ostensibly retainable trees and hedges.
- 9.2 The above issue is often compounded by the slightly sloping nature of the site. This means that site levels require modification and space adjoining new structures is often affected by collateral grading between the new and existing ground levels.
- 9.3 The nature and extent of the development will unavoidably require large plant, equipment, machinery and vehicles across much of the site area. As such activity readily denatures soils and changes ground conditions, these activities can readily affect trees.
- 9.4 The current iteration of the development proposal include a lighting plan. This plan includes a number of conflicts with trees and hedges. It would be beneficial to review the plan, as application in its current form will result in additional tree and hedge losses.
- 9.4 Considering points outlined at 9.1 to 9.4, then successful tree retention will be dependant on the ability to protect trees from such changes. Therefore, this assessment and its outcomes assume that the tree protection measures outlined in the Arboricultural Method Statement and defined by the tree protection elements of the tree protection plan, can and well be applied in their entirety.
- 9.5 Ancillary to the primary site development works, note is made to additional works required to the man-made ponds, weirs and culverts associated with the Mayne River corridor. These works include access to and modification of the ponds, including desilting in re-contouring of the pond bases. While the specific works appear unlikely to affect trees, this assumption is based on an expected ability to conserve and avoid damage or disturbance to the tree supporting banks of both the ponds and the Mayne River. All such works will be subject to the constraints and recommendation of the tree protection plan and the Arboricultural Method Statement.
- 9.6 In respect of the lands to the south of the development (adjoining the R139 roadway) there is a desire to retained some part of the existing, young roadside planting. This

might be achieved in part, though will be complicated by the variable density of trees along the current woodland strip. While much of the wooded strip supports a dense and broadly continuous belt along its southern, roadside edge, the trees between this edge and the wall some metres to the north, are far less dense and more variable. Therefore, the creation of a pathway for the proposed pedestrian/cycle route will allow for the retention of some trees, it would be unsafe to assume that there will be a continuous, complete or dense population remaining after construction works.

- 9.7 The sites tree population is subject to ongoing deterioration. The tree population includes many mediocre to poor trees that will deteriorate further over future years. This is particularly pertinent considering the high number of Ash trees on the site and the national spread of Ash Dieback disease. The long-term sustainability of many of the site's trees, and particularly the Ash is questionable, regardless of any site development. Similar issues relate to the site's Elm populations.
- 9.8 Some trees across the site have been subject to impromptu mechanical damage, often related to high winds and storm conditions. In other instances, trees have been exposed by the removal or failure and loss of trees previously providing shelter. This issue will continue into the future and may be exacerbated because of tree removal related shelter loss and exposure regarding those trees that may be retained.

10 Design Iterations and Arboricultural Considerations

- 10.1 This report relates to the most recent development proposals. These proposals have been subject to various changes as a result of consultations occurring at earlier phases of the planning process.
- 10.2 In respect of trees and hedges, specific requests were made by Fingal County Council planners, that resulted in the relocation and realignment of roads and the amendment of building. These changes helped improve the tree and hedge retention scenario.
- 10.3 In respect of landscape proposals and particularly the provision of pedestrian connectivity across the site, the current proposals include extensive changes that reduced the number of breaks and punctuations within hedges and thereby helped maximise hedge connectivity and continuity as best possible.

11 Identification of Development Impacts to Trees

- 11.1 Though listed in this report, the expected tree impacts have also been represented graphically on the tree impacts drawing "**Belcamp Tree Impacts Plan (Site over four sheets)**". This drawing combines the tree constraints plan information (survey data) with the development details, including the architectural and services layouts below, thereby allowing for simple and direct comparisons between the existing site context and the development proposals regarding new structures.

- 11.2 In this drawing, trees denoted with "Broken Pink" crown outlines are to be removed, and those denoted with "Continuous Green" crown outlines are to be retained.
- 11.3 Detail of the development proposals were gained from project drawings provided by-
- Conroy Crowe Kelly Architects - Architectural Design (North)
 - Wilson Architecture - Architectural Design (South)
 - Waterman Moylan - Consulting Engineers – Drainage and Engineering information overlaid on Masterplan
 - “the big space” Landscape Architecture - Landscape Design (North)
 - Ronan Mc Diarmada Landscape Architects - Landscape Design (South)
- 11.4 The assessment attempts to consider both direct and indirect consequences. Estimated construction requirements and a tree's likely interaction with the development are considered. In addition to growth, the assessment considers changes in the context and their impact on tree amenity value.

12 Tree and Hedge Retention and Loss

- 12.1 Based on drawn information and literature provided by multiple disciplines, this assessment attempts to provide a reasonable representation of development related impacts to trees on the Belcamp site. The assessment necessarily requires the estimation of various facet of the proposed works and will require review during the construction phase.
- 12.2 Notwithstanding the specific “red line” of the current proposal, this report includes the tree population associated with the broader development of the Belcamp lands.
- 12.3 The site supports numerous Category U” (poor quality) trees that offer little if any sustainability. However, some of these trees are located in positions where they offer little threat of harm, or involve trees that with the application of various extents of pruning/cutting, might be retained without risk, for some period of time.
- 12.4 In respect of the notes above, it is recommended that all category “U” trees are not sustainable and will require removal. For this reason, the trees listed should be regarded as being removed. However, it is not necessary that all such trees are removed immediately. The entire list of category “U” trees includes tree numbers-
2, 3, 4, 5, 6, 7, 9, 11, 12, 15, 16, 17, 18, 19, 38, 44, 45, 46, 58, 61, 66, 105, 113, 115, 120, 173, 174, 175, 187, 201, 221, 223, 237, 243, 247, 271, 279, 281, 284, 290, 293, 294, 299, 317, 318, 319, 320, 326, 327, 328, 329, 330, 333, 334, 349, 350, 351, 353, 354, 358, 359, 360, 361, 367, 371, 375, 381, 382, 383, 384, 386, 389, 392, 399, 409, 433, 439, 442, 443, 446, 467, 484, 526, 529, 530, 532, 584, 586, 600, 613, 614, 619, 631, 632, 636, 650, 655, 673, 674, 683, 702, 710, 731, 732, 748, 751, 753, 754, 761, 763, 781, 782, 783, 785, 786, 795, 806, 812, 813, 817, 823, 828, 831, 832, 840, 851, 863, 870, 884, 886, 889, 890, 891, 897, 898, 900, 902, 904, 906, 907, 931, 938, 953,

954, 955, 958, 962, 1912, 1913, 1951, 1980 and 1984.

- 12.5 Of the above category “U” trees, some conflict with elements of the development or are located where future site usage would not allow for safe retention. Therefore the tree numbers listed below will be removed immediately-
19, 221, 223, 271, 279, 281, 284, 683, 702, 710, 731, 732, 748, 751, 753, 754, 761, 763, 781, 795, 851, 863, 870, 883, 884, 886, 889, 890, 891, 902, 904, 906, 907, 931, 938 and 962.
- 12.6 Of the site’s 311no. good quality category “B” trees, the proposed works we require the loss of tree numbers-
834, 850a, 852, 855, 859, 861, 867, 901, 903, 910 and 1940.
- 12.7 Of the site’s 531no. poorer quality category “C” trees, the proposed works we require the loss of tree numbers-
607, 850, 853, 854, 856, 857, 858, 860, 862, 864, 864a, 865, 866, 868, 869, 871, 876, 877, 878,879, 887, 888, 905, 911, 912, 921, 922, 923, 924, 925, 926, 928, 929, 930, 932, 933, 934, 935, 936, 937, 965, 960, 963, 961, 965 and 1939.

	Category B	Category C	Category U	Total
Total No. of Trees	311	531	153	995
No. of Trees Retained	300	484	117 (short term only)	902 (Inc short term) 785 (long term)
No. of Trees Removed	11	47	36 (immediately)	93 (immediately) 210 (overall)

Table 1, Numeric Representation of Tree Loss/Retention Scenario

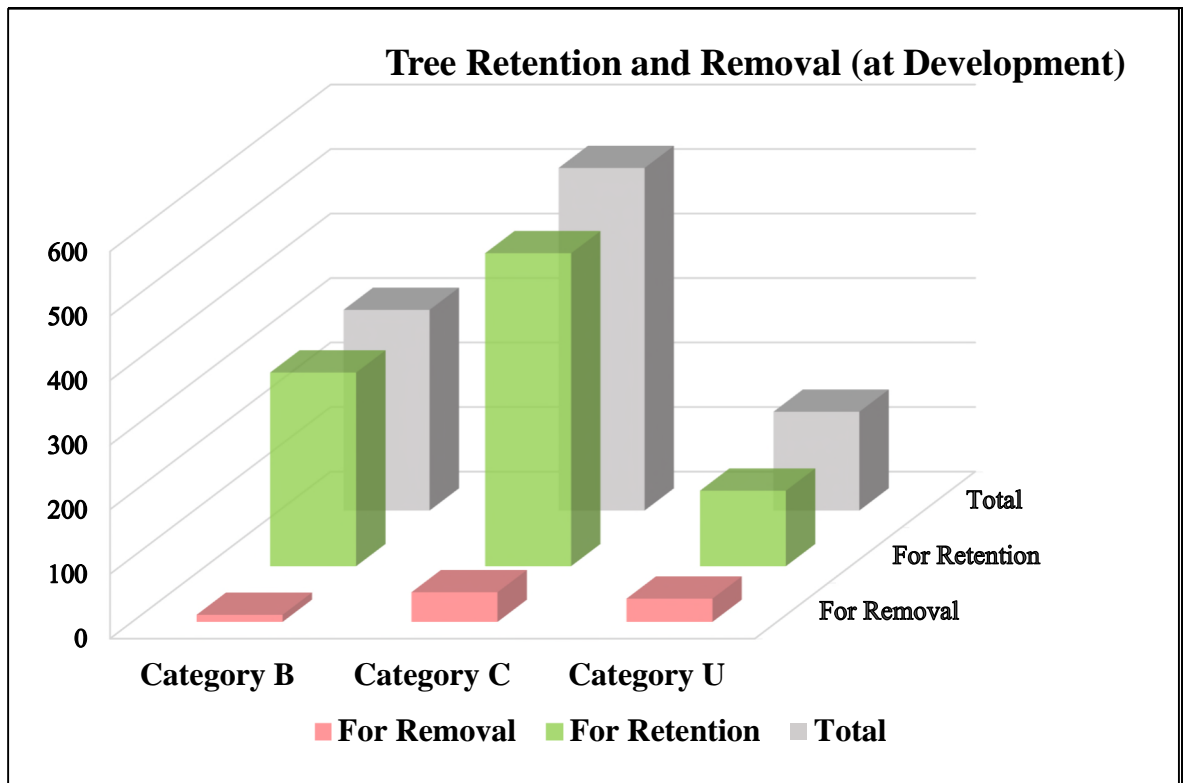


Fig 5 Graphic Representation of Tree Loss/Retention Scenario

12.8 Notwithstanding tree losses, attention is drawn to the loss of hedges across the site. Such losses are indicated on the “Belcamp Tree Impacts Plan” drawings. These appear to indicate a cumulative approximated loss of circa 1972 metres of hedging.

13 Tree Protection within the Scope of a Development

13.1 This report provides a "Preliminary Arboricultural Method Statement" at "Appendix 1" to this report, as well as the associated "Tree Protection Plan" drawing "Belcamp Tree Protection Plan (Site over four sheets)".

13.2 In the drawing, the "Construction Exclusion Zone" is defined by an orange hatching with bold "Orange" lines representing the proposed location of the primary protective "Construction Exclusion Fencing".

13.3 The above drawing provides only a representation of the protection locations and extents that must be located, positioned and erected under the guidance of the project Arborist. This drawing may require referral to a figured and dimensioned, "construction stage" version of the "Tree Protection Plan" drawing. All recommended protection measures will be installed before the commencement of any site works and must remain in situ (unless under the guidance of the site Arborist) until the completion of all site works.

14 Preliminary Management Recommendations

- 14.1 Provided in the tree survey table (Table 1) are "Preliminary Management Recommendations". These recommendations relate to the trees as they exist at the time of the tree review.
- 14.2 In line with the changing context of the site, such recommendations may no longer apply. Examples include where the felling of trees or other specific works are necessary to facilitate development requirements.
- 14.3 In line with the requirements of the Arboricultural Method Statement, it will be necessary to revisit and review the tree survey information. This will require a review of all trees immediately after the undertaking of the primary site clearance and tree felling works. This review intend to account for changes in shelter or exposure of any and all trees, and to update the tree management recommendations based on those findings. Regular reviews of all retained trees must be maintained, so that early and prompt intervention and action can be applied as required.
- 14.4 Many of the concerns raised in the tree survey relate to evidence suggesting mechanical failure to trees, ill-health or contextual issues. These may continue to a point where the suitability of a tree for retention may change over time.

15 Bibliography

- 15.1 British Standards Institution (2010) BS 3998:2010: Tree Work - Recommendations. London: British Standards Institution.
- 15.2 British Standards Institution (2012) BS 5837:2012: Trees in Relation to Design, Demolition and Construction - Recommendations. London: British Standards Institution.
- 15.3 Jackson, R.B et al (1996) A Global Analysis for Root Distribution in Terrestrial Biomes *Oecologia*, 108 (1996) pp389-411, Springer Verlag
- 15.4 Lonsdale, D. (2005) *Principals of Tree Hazard Assessment and Management*, London, TSO
- 15.5 Mattheck, C. and Breloer, H. (1994) *The Body Language of Trees*, London, TSO
- 15.6 Roberts, J. and Jackson, N. and Smith, M. (2006) *Tree Roots in the Built Environment*, London, TSO
- 15.7 Strouts, R.G. and Winter, T.G. (1994) *Diagnosis of Ill-Health in Trees*, London, HMSO
- 15.8 Teagasc (2021) Development of ash tree genetic resources, <https://www.teagasc.ie/crops/forestry/research/ash-resistance-to-ash-dieback/>

15.9 Woodland Trust (2021) Ash Dieback, <https://www.woodlandtrust.org.uk/trees-woods-and-wildlife/tree-pests-and-diseases/key-tree-pests-and-diseases/ash-dieback/>

Appendix 1

Tree and Woodland Management Plan

Brief

To provide a suitable Woodland Management Plan, to compliment and broaden the aspect and scope of the general tree survey and tree protection plan information. To provide a basis by which a sustainable tree population can be monitored and maintained in the future.

Woodland Management Plan Mission Statement

To provide and maintain a sustainable, safe, and useable woodland/tree amenity of ecological value, within the context of the proposed development.

Obligations Under the “Tree and Woodland Management Plan”

This management plan is part of a broader management plan for the post development site. In this respect, the responsibility for application and execution of the plan will lie with the management company.

The Aims of the Plan

The intention of this management plan is to be to provide guidance and a strategy by which the site's existing and future tree population and woodland areas can be managed, maintained, and improved to accommodate the needs, desires, and requirements of all stakeholders.

This document should be regarded as a basis for further discussion with all stakeholders, and the development of a more detailed but attainable plan.

Specific Aims and Objectives

- To provide a sustainable woodland by the management of existing at the installation of new plants.
- To maximise the amenity value of the site with specific regard to woodland aspects.
- To address biodiversity and ecological issues by way of careful selection of species and location of plants, as well as by the retention of dead-wood where safe to do so.
- To address existing age profile anomalies by managing combined tree management, improvement and replacement planting to create a more diverse age profile over time and assist with sustainability.
- To address developing monoculture issues (dominance of Sycamore) in light of pathological issues affecting Ash and Elm and age related issues affecting the sites older, earlier plantings.
- To regularly review and monitor tree population regarding site safety and other factors including biotic and abiotic factors.

Proposed Outcome

The provision of safe and sustainable woodland and tree groups by the adoption of both a proactive and reactive management system. The plan intends to minimise risks and management cost over time.

What is the Woodland Currently?

The primary Belcamp woodlands are located to the south-west of Belcamp and north of the Mayne River. This appears to comprise a planted “pleasure garden” context, in conjunction with substantial man-made ponds.

The older tree population pattern appears to be in keeping with the demesne development of the 18th century. However, there is evidence of substantial later planting, including numerous trees near to the house, many of which would have been planted in the second half of the 20th century.

The existing population is quite diverse by way of species, age, and condition. Particular note is made of the visually obvious deterioration of the woodlands older tree population, as well as extensive natural regeneration, typically dominated by Elm, Ash and Sycamore.

Additionally, and separate from the primary woodland, the site supports significant other trees, as individuals and smaller groups, often growing from hedges associated with the historic agricultural landscape.

Considering the above, it must be appreciated that the tree population of the site does comprise several quite different woodland areas and types. Therefore, any management plan must adopt elements of more standard amenity-based tree management systems and adapt them to the various areas and differing contexts.

Equally and whilst appreciating the fact that commonly tree management plans tend to relate to commercial forestry, woodland management, and Silviculture, it is equally appreciated that no such values apply to this site, whose ultimate values will be amenity based.

What Will the Woodland Be?

- It will primarily constitute a visual amenity and social use amenity to the proposed development.
- It will provide ecological benefits by way of shelter, food etc. that will in turn attract invertebrates as well as mammals and birds.
- It may provide shelter and a dampening effect particularly during periods of high winds or storm conditions to the general environs of the development area.
- It may provide shadow, shade, privacy, and sound dampening between various elements of the development.

The woodland will not be considered of silvicultural or commercial value and as such,

silvicultural management techniques and systems would be of minimal merit.

Management techniques will be orientated towards the maximising of safe tree longevity, the provision of amenity, shelter, and ecological values.

Management Systems

Whilst all management systems should preferably take on a proactive approach, reactive necessities cannot be avoided. For this site, this is pertinent in respect of developing pathological issue affecting Ash and Elm in particular. The effects of Dutch Elm disease and Ash Dieback are now widespread within the site, and it is likely that many trees will be lost to these diseases in the near future. This will mean that some trees currently nominated for retention may require removal, for example on site safety grounds.

Additionally and as noted in the primary report, the broader site and particularly the older trees relating to earlier plantings are, through shelter loss, exposure and mechanical damage. In many instances, it will be difficult to foresee such mechanical failure and loss. Therefore, this issue must be reacted too, when and where it might occur.

Additionally, the preliminary site tree survey has already highlighted substantial number of issues in respect of individual trees and tree groups. Many specimens are noted to be defective or of poor quality and as such may prove to be of limited longevity or suitable only for limited retention on safety grounds. As such, it must be appreciated from the outset that the existing site tree population is partially flawed and cannot be retained in its entirety over time. For this reason, it is understood that more trees will be lost over time, over and above those associated with site development. This appreciation illustrates the need for replacement planting because of both natural and planned tree removal.

In line with the “zoning” discussed below, it is appreciated that some areas of the site will attain minimal occupation and use. Dead, diseased or faulty trees at such locations may present limited if any tangible threat. Therefore, their removal may not be necessary. Where this occurs, it would be of immense ecological benefit that such trees are retained in situ, either as whole trees or subject to some degree of decapitation.

Highlighted by the issues noted above, the basis of any management plan must rely on the results of constant and regular tree and woodland review, the information and guidance from which will direct, moderate, and focus any management scheme.

The proposed development will see a notable change of context across the site. Rates of occupation and use will change greatly, and tree related site safety will increase in importance. This must be considered in the knowledge that the existing tree population includes trees of varying condition and states of decline or deterioration and safety.

This issue, that will likely require the ongoing loss of trees, should not necessarily be regarded as counterproductive. The nature of the proposed development is such as to limit space availability for new planting that in turn is critical to population turnover. Therefore,

replacement planting, the provision of age and species diversity and hence the promotion of sustainability over time will be partly reliant on the space provided by the managed loss of trees.

With relevant input from all stake-holders, it is advised that a site-wide tree management plan be adopted. Such a plan might be based on the recommendations put forward in the publication “Common sense risk management of trees”, first published in December 2011 by Forestry Commission, in conjunction with the “National Tree Safety Group”.

Future Monitoring

It is imperative for site safety and is necessary as part of any woodland/tree management plan, that the existing tree population be reviewed on a regular basis. Only regular review can hope to identify defective, faulty, or deteriorating trees at an early stage, thereby allowing timely intervention and the minimising of tree related risks.

The review of trees can prove onerous and sometimes, would appear to be of variable urgency. In respect of this, it is advised that the site’s tree population be divided into various zones, to better identify areas where trees must be reviewed most regularly, as opposed to those areas where less frequent review might suffice. Such zoning will inevitably relate to degrees of occupation and use and the associated potential threat that the trees may present to persons or property.

The ongoing tree review will, over time, identify specimens that need removal on safety grounds. Such removal of trees will provide space for the ongoing growth of retained trees as well as space for new planting. This will help in the maintenance of a diverse age profile, as well as to prevent/reduce the extent of competition within the existing tree population.

Tree Planting Works

The size, location and composition of existing woodland and tree groups provides limited likelihood of diverse natural regeneration. Current regeneration tends to be limited to dominant species including Cherry Laurel, Wych Elm, Sycamore and Ash. Currently, great concern attaches to the Ash and Elm populations in light of pathological issues relating to Ash Dieback and Dutch Elm disease. Additionally, much regeneration of both trees and other woodland ground flora is outcompeted by invasive Cherry laurel. Therefore, artificial intervention and replacement planting must be relied upon to provide any valuable degree of species and age diversity. In respect of this, envisaged occupation, use, desired amenity and ecological factors, species selection must be addressed on an area specific basis. Notwithstanding this, it would be hoped that within the woodland area, a broad selection of native and naturalised species of all mature sizes may be planted

Much of the retainable tree population does not constitute woodland, but involved individual trees, groups or lines within or adjoining various elements of the proposed development. In such areas, the selection and planting of larger growing native species may not be justified. In

such instances, consideration must be given to more standard amenity tree species that might be better suited to their constrained or otherwise artificial environment as well as respecting any desire for greater ornamentation.

Equally, historical factors and prior landscape should be considered, for example the visually dominating use of Lawson, Leyland, and Monterey Cypress in certain areas of the site. These trees currently comprise boundary defining elements of the broader landscape. Such trees while serving a prior purpose are of limited sustainability and might best be considered for replacement over time, with other species.

Planting works must avoid any temptation towards immediacy or attempted short-term completion in favour of works being staggered over time. Age diversity across the existing site is rather poor and this can be addressed by spreading new planting works over staggered periods, for example on a 5 or 10-year interval basis as well as on a staggered and progressive basis in accordance with available space associated with natural tree losses.

Areas

The overall site supports two principal tree/woodland types:

- a) Main Woodland to south-west of Belcamp House
- b) Additional individual and tree groups and hedges across the site

It should be appreciated that the existing nature of woodland areas and the expectations of future use, may allow for substantially differing degrees of intervention and management.

Such differences must be advised by estimations and expectation of use and occupation. Available resources must be applied in a manner commensurate with tree related risk that in turn will relate to the usage levels of a given area.

Where trees and woodlands directly adjoin areas of high use and occupation, such as thoroughfares, roads, paths, buildings or areas of know occupation or congregation, then such trees must be given the highest degree of scrutiny in respect of suitability for retention and ongoing review over time in respect of the potential development of hazards.

Where trees are in areas of limited or reduced use and occupation, or where access is specifically restricted, then the need for intensive management and/or intervention would appear to be less onerous. Accordingly, it may be reasonable to assume that such areas might be specifically designated for “minimal intervention”, for example of ecological grounds and, should the context allow, all including dead and dying trees might be retained in situ.

The differences as outlined above will allow for differing strategies, attaining different outcomes over time. Such differences can readily be adopted under the auspices of any management scheme, but expectations should nonetheless be discussed and agreed with all stakeholders. Similar issues may arise elsewhere about the site whereby the longer-term strategies may be modified to accommodate or adopt specific stakeholder expectations or goals.

Proposed Management Plan Framework

Set out below is the basis of a strategic woodland management plan, separated into its short, medium, and longer-term elements.

In its current format, it provides a basis for management, though equally, it provides for the simple adoption of medium and longer-term goals as may be desired by stakeholders, including site managers, residents, and by inclusion in its development, Fingal County Council and Dublin City Council. To address the needs and desires of all parties, this plan should be reviewed regularly. Any additions or amendment should be raised and considered for adoption and inclusion as deemed appropriate.

Immediate Plan – Works to be completed during and immediately post development.

- Initiate a “stakeholder” meeting to agree principals and inclusions to management plan.
- Undertake works felling advised within development planning tree survey.
- Review and update the “preliminary Management Recommendation” element of the original tree survey
- Review retained trees in respect of effects of tree felling, shelter loss and exposure and produce a secondary works programs to address same.
- Create “site-wide” zoning plan to identify zones of tree related risk that will lead into ongoing monitoring and future review plans
- Produce and adopt a monitoring, inspection, and review plan
- Undertake agreed planting works in accordance with development permissions.

Short Term Plan – Annual - To be initiated and adopted from site development –

- Review and update the tree conditions (survey) to identify ongoing conditions and need for specific action.
- Review planted material for establishment failure and need for replacement.
- Amend “Short Term Plan” inclusions to include works recommended by above reviews

Medium Term Plan – 5 Year basis

- Review age profile
- Review patterns of tree loss
- Assess need and extent of planting works in respect of short-term tree management and longer-term population management desires and objectives.

Long Term Plan – 15 Year basis

- Review management plan to date
- Assess for need to amend adjust plan
- Assess for need/benefits of proactive tree removal to provide for planting space or for allocation of new planting areas/zones

A2 Appendix 2 - Arboricultural Method Statement (and Tree Protection Plan)

Method Statement Outline

- A1.1 This method statement intends to provide guidance in respect of tree protection on a development site. This is a broad and prescriptive method statement, intended to provide general advice and guidance in respect of trees and tree protection on a typical development site, dealing with issues known at planning stage.
- A1.2 Any inability to conform to the recommendations of this method statement or the associated tree protection plan could readily change the sustainability of trees and/or their suitability for retention.
- A1.3 This method statement addresses, amongst others, two primary issues, those being –
- a) The avoidance/prevention of physical damage to a tree to be retained.
 - b) The avoidance/prevention of physical damage or disturbance to the ground/earth upon which a tree is reliant.

Drawings

- A1.4 This Arboricultural Method Statement must be read with the associated "Tree Protection Plan" drawing, "Belcamp Tree Protection Plan (Site over four sheets)". The "planning stage" drawing must be updated for "Construction" stage purposes, to include tree protection ranges/dimensions as defined for that tree within the tree survey table or unless otherwise defined by the project Arborist.

Method Statement Use

- A1.5 This Method Statement should be used under the direct guidance of the project Arborist. As limited "construction stage" detail was available at planning stage, it may require amendment and adjustment to address construction stage issues.

Amendments and Modifications to Tree Protection Plan

- A1.6 Any amendment to the tree protection plan must be agreed with the project Arborist, including the adoption of specific methodologies and/or procedures and structures for access into/use of certain parts of the above defined "Construction Exclusion Zones". Such procedures, including the provision of suitable ground protection may allow for the relocation of the "Construction Exclusion Fencing" to provide access to and across the previously protected areas.

Works Related Impacts

A1.7 In respect of any necessary and unavoidable structures/works required within or entry into the "RPA" zone, all efforts must be made to minimise impacts. Aerial issues may require "access facilitation pruning" or clearance pruning. Subterranean works that require excavation must, by design, location, and action, minimise impacts to trees.

Tree Works Specification Updates

A1.8 Many of the tree management recommendations stipulated within the "Preliminary Management Recommendation" section of the primary tree survey, relate to the "as was" site scenario. Because of changing site contexts, these may no longer apply and may require modification to account for the changes that the built project will cause.

General Method Statement

1.0) Overview and Implementation

- 1.1 **Prior to any site works or construction/demolition related works or access, this method statement will be addressed and discussed by all member of the construction team management.**
- 1.2 The project Arborist or another suitably qualified person will oversee the application of all tree protection measures and any necessary modifications to this Method Statement (any issues as may have arisen in respect of planning conditions or details as may have changed between the design stage) to provide a basis upon which tree protection will be managed on the construction site.
- 1.3 Any situation that requires entry into the "root protection zones" of a tree intended for retention must be brought to the attention of the Project Arborist regarding the adoption/amendment of suitable tree protection measures.
- 1.4 As unforeseen tree losses may compromise project planning permissions, it is imperative that issues relating to tree protection and/or tree damage be brought to the immediate attention of the project Arborist for review and possible discussion with the relevant planning authority.

2.0) Works Sequence

- 2.1 No construction related works or mechanised site access will occur until the agreed level of tree protection, in accordance with the "Tree Protection Plan", is completed.
- 2.2 The only exception to the above will relate to the undertaking of tree works and felling as defined in the Arboricultural report and/or grant of permission.

- 2.3 On completion of tree felling/site clearance works, the tree management plan will be reviewed, accounting for (if necessary) the updating of the "preliminary Management Recommendations" stipulated in the original Tree Survey.
- 2.4 Any revised pruning/cutting works will be agreed with the local authority and applied at the earliest possible opportunity.
- 2.5 After the completion of primary tree clearance, but prior to the commencement of construction works, all "Construction Exclusion" and "Protective" fencing must be erected and "signed-off" as complete, by the Project Arborist.
- 2.6 Only on completion of all construction works will any/all tree protective measures be removed, and only then in a manner, that does not compromise the "Protection Zones". Such works must be agreed and overseen by Project Arborist.
- 2.7 At construction works completion stage, all retained trees will be reviewed regarding their condition and longer-term management recommendations and regarding site hand-over,

3.0) Tree Protection

- 3.1 All tree protection measures and locations must be agreed, overseen, and verified by the Project Arborist prior to works commencement.
- 3.2 All construction, works or access areas must be enclosed and defined by protective fencing, this comprising the "Construction Exclusion Zone" based upon drawings "Belcamp Tree Protection Plan (Site over four sheets)" (Construction Stage version).
- 3.3 Unless specifically stipulated by the project Arborist, the default minimum range of the protective fencing from a tree is the range stipulated for that tree within the "RPA" (root protection area) column of the original survey.
- 3.4 Such a fence must be fit for purpose and commensurate with the nature of activity expected upon the site and should comply with "Section 6.2" of BS5837: 2012.
- 3.5 The fence should be affixed with notification signs such as "TREE PROTECTION AREA - KEEP OUT"
- 3.6 Structures such as "lock-ups", offices or other temporary site building, not requiring excavation or underground ducting, might be positioned such as to comprise part of the "Construction Exclusion Zone" fencing. All remaining fencing must be continuous with such features and effectively prevents access to protected ground.
- 3.7 If entry into the "RPA" (Root Protection Area) zones becomes unavoidable, ground protection systems agreed with the project Arborist, will be utilised.

- 3.8 No amendment, alteration, relocation, or removal of the tree protection fencing shall occur without prior liaison and approval from the Project Arborist.

4.0) Provision of Ground Protection (If Required)

- 4.1 No vehicular/mechanised access whatsoever will be allowed onto unprotected "Construction Exclusion Area" ground.
- 4.2 Ground protection can comprise the use of proprietary materials/structures (installed to manufacturer's specifications and recommendations) or procedures that avoid ground damage/disturbance/compaction, or the use of procedures that avoid such effects e.g. manual/pedestrian installation procedures.
- 4.3 Any system utilised must effectively spread load-weight, avoid compaction, maintain drainage/percolation/aeration, and be installed in a manner that avoids these issues.
- 4.4 Newly provided access will be strictly limited to the area of the new protection structure.
- 4.6 Protection installation will require a progressive laying down of ground protection, with previously laid material providing vehicular access to the next zone will be accepted as an approved methodology.

5.0) Works within "RPA" Zone

- 5.1 Only works and construction practices, agreed with the Project Arborist prior to commencement, will be allowed in the "RPA" area.
- 5.2 All works will be undertaken under the supervision and guidance of the Project Arborist who will have the authority to stop works if activities are considered such as to have the potential to damage trees.
- 5.3 Preference must be given to manual labour and techniques within the fenced "RPA" zone.
- 5.4 On completion of the required works, the area will be inspected by the Project Arborist regarding the reinstatement of the original protection and the relocation of the protective fencing to a position relating to the original "RPA" area.

6.0) Service Installation

- 6.1 The "Project Arborist" must be consulted for advice and procedural recommendations, in respect of any installation of services within or requiring entry into the "Root Protection Area" of any tree intended for retention.
- 6.2 Any such works found to be unavoidable, must be undertaken with special care, incorporating the recommendations of both "BS5837: 2012 and the National joint utility

groups, guidelines for the planning, installation and maintenance of utility services in proximity to trees (NJUG 10)

- 6.3 Preference must be given to trench-less techniques including Mole-piping, Directional-drilling manual hydro-trenching (high-pressure water), "Air-Spade" or broken-trench techniques.

7.0) Tree Management and Works

- 7.1 All tree works should be undertaken under the guidance of the project Arborist
- 7.2 The primary site clearance and felling should be undertaken at the earliest stage of the overall development works, to enable the re-assessment of all ostensibly retainable trees and the updating of the "Preliminary Management Recommendations" to account for context changes and construction access and/or other issues coming to light.
- 7.3 All Tree Works must adopt safe work procedures and must be undertaken by staff suitably trained for the purpose at hand and compliant with all legislative, safety and insurance requirements.
- 7.5 All additional works will be agreed with the local authority and/or other stakeholders and applied at the earliest possible opportunity.
- 7.6 On completion of site works, the retained tree population will be reviewed and re-evaluated regarding its ongoing condition and the likely requirements of any ongoing or future monitoring or management needs.

8.0) Demolition

- 8.1 All demolition procedures must be agreed and overseen by the Project Arborist or other suitably skilled staff to monitor for damage and to protect exposed roots/cut-trim exposed roots/oversee backfilling of exposed roots.
- 8.2 Where access into unprotected "RPA" zone becomes unavoidable then suitable ground protection, provided in accordance with an engineer's direction and agreed with the Project Arborist will be installed.
- 8.3 Care will be taken to avoid damage to soil volumes beneath and adjoining demolished structures that may contain tree root material.
- 8.4 Whilst existing foundations/structures may provide temporary protected access to areas within the "RPA" zone, preference must be given to the location of demolition plant outside of the "RPA" zone.
- 8.5 Where tree(s) exist near a structure to be demolished then the demolition should be undertaken inwards within the footprint of the existing building (top down, pull back).

- 8.6 Underground structures (services etc.) within the "RPA" zone should be reviewed with regards to decommissioning and retention in situ in the interest of avoiding tree damage.
- 8.7 Preference should be given to the retention existing sub-bases where hard surfaces are removed, particularly if the hard surface is to be replaced.

9.0) Ancillary Precautions

- 9.1 The methodologies as set out in this document apply to all undertakers of work upon or adjoining the site as may require access to the "Construction Exclusion Zone" or the "RPA" area of any tree.
- 9.2 This document will be disseminated to all persons requiring access to the work site, with all persons undertaking works either before or after the principal development (site investigation works, Landscape Contractors) are subject to the above requirements
- 9.3 Works outside the "Construction Exclusion Zone" must be controlled to create no potential secondary hazard to tree health.
- 9.4 Large loads accessing the site must be reviewed regarding clearance and potential tree damage.
- 9.5 Care must be taken regarding materials that may contaminate the ground. No concrete mixings, diesel or fuel, washings or any other liquid material may be discharged within 10 metres of a tree.
- 9.6 No fires can be lit within 5 metres of any tree canopy extent.
- 9.7 No tree will be used for support regarding cables, signs etc.
- 9.8 The trees should be reviewed on a regular basis throughout the development process and on completion. At that time, additional recommendations regarding tree management may be required.
- 9.9 Any issue that has the potential to affect site trees must be brought to the attention of the Project Arborist for review and comment.
- 9.10 Any circumstances that become known whilst the development project is ongoing that either involves trees or access to/works within the construction exclusion zone must be brought to the attention of the Project Arborist for evaluation and advice regarding approach and methodology.
- 9.11 It is possible that liaison/agreement will be required with the Local Planning Authority regarding compliance with, as well as the verification of the required tree protection measures.

A3 Appendix 3 - Tree Survey

Nature of Survey

- A2.1 The criteria put forward in "BS5837:2012 – Trees in Relation to Design, Demolition and Construction – Recommendations" have provided a basis for this report.
- A2.2 The data collected has been represented in table form as "Table 1" within "Appendix 1" to this report. This appendix includes a Survey Methodology, Survey Key, Survey Abbreviations, Condition Category Definitions and a brief resume of the typical application of Tree Protection measures as defined within the above standard and as relates to the "RPA" zones defined both within the survey table and on the "TCP" drawing.
- A2.3 The survey, its findings and management recommendations relate to the site and the conditions thereon at the time of the survey. It relates to a "do nothing" or "as is" scenario and intends to provide an impartial representation of the site's tree population, regardless of any possible development works. It is likely that changes in site usage, development or other environmental changes will require an amendment of any tree's potential retention status and its preliminary management recommendations, and in some instances, may require the re-classification of a tree's suitability for retention.

Drawing References

- A2.4 The survey must be read with the "Tree Constraints Plan" drawing "Belcamp Tree Constraints Plan (Site over four sheets)" regarding the representation of tree positions, crown forms, "RPA" extents and colour reference to category systems. Trees omitted from the supplied drawing may be "sketched in" to "Belcamp Tree Constraints Plan (Site over four sheets)". Any such trees should be located and plotted by professional means to identify the constraints such trees have upon the site.
- A2.5 A green coloured outline represents each tree crown. It is scaled to represent the north, east, south, and west crown radii as denoted in the survey table. Each tree (categories A-green, B-blue, and C-grey only) have been apportioned a "Root Protection Area" (RPA see below) denoted as a dashed orange circle.
- A2.6 The development of a Tree Constraints Plan (TCP) provides a design tool regarding tree retention. Such a plan combines the topographical land survey drawing with additional information as provided by the tree survey. The aspects of the tree's existence recorded on the "TCP" are, firstly, the tree canopies, represented by the four cardinal compass point radii (Sp: R in survey Table 1). Secondly, and following paragraphs 4.6.1, 4.6.2 and 4.6.3 of BS5837: 2012, we represent each tree's "Root Protection Area" (RPA). For design purposes, it approximates the position of the tree protection fencing to be erected before the commencement of any site works, thus excluding all site

activities other than those dealt with by way of the "Arboricultural Implication Assessment" and "Arboricultural Method Statement".

- A2.7 The "Tree Constraints Plan" (TCP) depicts the extent and location of constraints, placed upon the site by the trees. The "TCP" represents both the true canopy form (north, east, south, and west radii) but also the "RPA" as defined above. These constraints are provided to advise regarding the design and layout of a proposed development.

Survey Intent and Context

- A2.8 This document intends to highlight the extent and nature of the material of Arboricultural interest on the site in question.

Survey Data Collection and Methodology

The Survey

- A2.9 An earlier survey was updated and extended in February and March of 2022. This survey portion of the overall report is not an Implication Assessment though but provided some of the basic information regarding its compilation. The compilation of this survey was guided by the recommendations of BS 5837: 2012. This survey typically includes trees of stem diameters exceeding 150mm at approximately 1.50 metres from ground level. The survey relates to current site conditions, setting and context.
- A2.10 Each tree in the survey has a consecutive number that relates directly to the survey text. Measurements are metric and defined in metres and millimetres. All trees referred to in the survey text have been measured to provide information regarding canopy height and canopy spread (north, east, south, and west radii), level of canopy base and stem diameter at 1.50 meters from ground level. The dimensions provided are intended to provide a reasonable representation of a tree's size and form. While efforts are made to maintain accuracy, visual obstruction, especially regarding trees in groups, requires that some tree dimensions be estimated only.

Inspection and Evaluation Limitations and Disclaimers

- A2.11 The information set out in this report relates to the review of a tree population on the site in question. As such, the information provided is based on a general review of trees and does not constitute a detailed review of any one of the individual specimens. Such an evaluation (tree report) would require the gathering of substantially more information than that dealt with in this survey.
- A2.12 The survey is not a safety assessment and the parameters reviewed within this survey context would be substantially deficient in extent to provide for a reliable safety assessment. The survey is intended to provide a general and qualitative review to assist in gauging the suitability of an individual tree for retention within a development

context. All trees are subject to impromptu failure and damage. The assessment of risk as may be presented by a tree requires the review of numerous factors more than those noted herein and as such, remains outside the scope of this document and any attempt to use the information herein for such purposes will render the information invalid.

A2.13 A competent and experienced Arborist has completed all inspection and tree assessment. The inspection involves visual tree assessment (Mattheck and Breloer 1994) only, which has been carried out from ground level. No below ground, internal, invasive, or aerial (climbing) inspection has been carried out.

A2.14 Trees are living organisms whose health, condition and safety can change rapidly. All trees should be re-evaluated regarding their condition on an annual basis or after substantial trauma such a storm event, other damage, or injury. The results and recommendations of this survey will require review and reassessment after one year from the date of execution. This survey does not constitute a review of tree or site safety. Attempts to use the contents herein for such purposes will render the contents invalid.

A2.15 Throughout the undertaking of the survey, several factors acted against the inspectors, contriving to reduce the accuracy of the survey.

Seasonality

A2.16 Various surveys have been completed during different seasons. Some of the signs, typically symptomatic of ill-health or defect within a tree, may not have been available to view at the time of the survey or may have been obscured by seasonality related factors. Some of the fruiting bodies of various fungi, parasitic upon or causing decay or disease in trees, may have been out of season and unavailable to view. This survey can only comment upon symptoms of ill-health or defects visible at the time of the inspection.

Survey Key

Species	Refers to the specific tree species
Age	Referred to in generalised categories including: -
Y - Young	A young and typically small tree specimen.
S/M - Semi-Mature	A young tree, having attained dimensions that allow it to be regarded independently of its neighbours but typically, would be less than 50% of its ultimate size.
E/M - Early-Mature	A specimen, typically 50% - 100% of ultimate dimensions but with substantial capacity for mass and dimensional increase remaining.
M - Mature	A specimen of dimensions typical of a full-grown specimen of its species. Future growth would tend to be extremely slow with little if any dimensional increase.
O/M - Over-Mature	An old specimen of a species having already attained or exceeded its naturally expected longevity.

V - Veteran An extremely old, veteran specimen of a species, usually of low vigour and typically subject to rapid decline and deterioration or of very limited future longevity.

Tree Dimensions All dimensions are in meters. See notes regarding limitation of accuracy.

Ht. Tree Height

CH Lowest canopy height

N, E, S, W Tree Canopy Spread measured by radii at north, east, south, and west

Dia. Stem diameter at approx. 1.50m from ground level.

RPA Root Protection Area, as a radius measured from the tree's stem centre.

Con Physical Condition

G Good A specimen of generally good form and health

G/F Good/Fair

F Fair A specimen with defects or ill health that can be either rectified or managed typically allowing for retention

F/P Fair/Poor

P Poor A specimen whom through defect, disease attack or reduced vigour has limited longevity or maybe un-safe

D Dead A dead tree

Structural Condition Information on structural form, defects, damage, injury, or disease supported by the tree

PMR – Preliminary Management Recommendations Recommendation for Arboricultural actions or works considered necessary at the time of the inspection and relating to the existing site context and tree condition. Works considered as urgent will be noted.

Retention Period

S – Short Typically, 0 -10 years

M – Medium Typically, 10 -20 years

L – Long Typically, 20 – 40 years

L+ Typically, more than 40 years

Category System The Category System is intended to quantify a tree regarding its Arboricultural value as well as a combination of its structural and physical health.

Category U Particularly poor quality, dangerous or diseased trees that offer no realistic sustainability

Category A A typically a good quality specimen, which is considered to make a substantial Arboricultural contribution

Category B Typically including trees regarded as being of moderate quality

Category C Typically including generally poor-quality trees that may be of only limited value.

The above categories are further subdivided regarding the nature of their values or qualities.

Sub-Category 1 Values such as species interest, species context, landscape design or prominent aspect.

- Sub-Category 2 Mainly cumulative landscape values such as woods, groups, avenues, lines.
- Sub-Category 3 Mainly cultural values such as conservation, commemorative or historical links.

Table 1 – Tree Data Table

No.	Species	Age	Con	Ht.	CH	N	E	S	W	Stem	Dia.	RPA	Structural condition	PMR	Yrs.	Cat
1	Sycamore (<i>Acer pseudoplatanus</i>)	M/A	F	13.00	1.50	5.00	5.00	5.00	5.00	1	535	6.42	Multi-stemmed from 1.00m but maintaining good vigour and vitality. Has sustained notable lower crown wounding.		L	B2
2	Lime (<i>Tilia europea</i>)	M	D	20.00	0.00	4.00	3.00	5.00	5.00	1	844	10.12	in a state of chronic decline with much of higher crown completely dead.	Remove.	N/A	U
3	Lime (<i>Tilia europea</i>)	M	D	20.00	0.00	4.00	3.00	5.00	5.00	1	844	10.12	in a state of chronic decline with much of higher crown completely dead.	Remove.	N/A	U
4	Lime (<i>Tilia europea</i>)	M	D	20.00	0.00	4.00	3.00	5.00	5.00	1	844	10.12	in a state of chronic decline with much of higher crown completely dead.	Remove.	N/A	U
5	Lime (<i>Tilia europea</i>)	M	D	16.00	2.00	2.00	8.00	5.00	0.00	1	579	6.95	Completely dead and partially collapsed in easterly direction and caught within crown of No.6.	Remove.	N/A	U
6	Lime (<i>Tilia europea</i>)	M	D										Collapsed	Remove	N/A	U
7	Beech (<i>Fagus sylvatica</i>)	M	P	23.00	4.00	10.00	9.00	5.00	6.00	1	1130	13.56	A particularly large specimen affected by chronic fire damage, decay and pathogen attack. Crown exhibits evidence of decline and dieback. Tree is unsuitable for retention.	Remove.	N/A	U

No.	Species	Age	Con	Ht.	CH	N	E	S	W	Stem	Dia.	RPA	Structural condition	PMR	Yrs.	Cat
8	Beech (<i>Fagus sylvatica</i>)	M	F	20.00	2.00	12.00	5.00	8.00	11.00	1	879	10.54	Large specimen of typically one-sided nature, unbalanced to west. Vigour and vitality is fair but variable. Primary stem supports localised wounds are now subject to early decay as well as evidence fire damage to north. Sustainability is questionable and will be subject to regular review.	Cut Ivy and review with regard to shelter loss and removal of near neighbours.	M	C2
9	Beech (<i>Fagus sylvatica</i>)	M	D	5.00	3.00	1.00	0.00	4.00	7.00	1	780	9.36	Comprises a decapitated stump supporting extensive Ivy cover.	Remove	N/A	U
10	Sycamore (<i>Acer pseudoplatanus</i>)	M	G/F	19.00	2.00	7.00	5.00	8.00	9.00	1	1031	12.38	Large, and appears be maintaining reasonable vigour and vitality but much of crown is obscured and smothered by extensive Ivy cover. Substantial deadwood is noted. Cut Ivy and review subsequent to ivy shedding.	Cleanout remove deadwood and review on annual basis if retained..	M	B2
11	Sycamore (<i>Acer pseudoplatanus</i>)	M	P	9.00	4.00	6.00	8.00	5.00	5.00	1	748	8.98	Has suffered chronic mechanical failure and loss of much of crown.	Remove immediately.	N/A	U
12	Monterey Cypress (<i>Cupressus macrocarpa</i>)	M	P	11.00	0.00	3.00	7.00	4.00	3.00	1	589	7.07	Once large specimen has sustained widespread and chronic mechanical failure and collapse. Is wholly unsuitable for retention.	Remove.	N/A	U
13	Monterey Cypress (<i>Cupressus macrocarpa</i>)	M	F/P	17.00	0.00	5.00	5.00	8.00	6.00	1	939	11.27	Heavily suppressed and one-sided. Lower southern portion of crown has sustained widespread mechanical failure and collapse. One-sided nature as result of suppression by near neighbours has left imbalanced form raising issues of sustainability particularly if exposed. Is considered to be of dubious sustainability.			C2

No.	Species	Age	Con	Ht.	CH	N	E	S	W	Stem	Dia.	RPA	Structural condition	PMR	Yrs.	Cat
14	Monterey Cypress (<i>Cupressus macrocarpa</i>)	M	F/P	18.00	1.50	5.00	7.00	7.00	4.00	1	780	9.36	Large specimen exhibiting evidence of lower crown mechanical damage and iridium canker attack at higher levels. Concerns exist with regard to sustainability particularly if exposed.			C2
15	Monterey Cypress (<i>Cupressus macrocarpa</i>)	M/A	P	12.00	4.00	2.00	4.00	7.00	0.00	1	430	5.16	Chronically distorted and fire damage.	Remove.		U
16	Monterey Cypress (<i>Cupressus macrocarpa</i>)	M	F/P	17.00	3.50	4.00	5.00	6.00	2.50	1	668	8.02	Slightly one-sided and unbalanced to east. Has sustained widespread lower crown damage. Is considered unsuitable for retention.	Remove.		U
17	Monterey Cypress (<i>Cupressus macrocarpa</i>)	M/A	P	10.00	0.00	2.50	3.00	4.50	1.50	1	366	4.39	Heavily suppressed and has sustained widespread mechanical damage. Unsuitable for retention.	Remove.		U
18	Monterey Cypress (<i>Cupressus macrocarpa</i>)	M	P	14.00	3.00	3.00	4.00	5.00	3.50	1	525	6.30	Has sustained widespread mechanical damage and supports extensive dieback caused by Seiridium canker attack. Unsuitable for retention.	Remove.		U
19	Beech (<i>Fagus sylvatica</i>)	O/M	P	26.00	1.50	10.00	9.00	11.00	9.00	1	1162	13.94	A particularly large and aged specimen in a state of ongoing deterioration and decline with widespread dead-wood development throughout the crown and evidence of multiple pathogen attack and decay near ground level. Tree is considered to be at risk of imminent failure.	Remove.		U

No.	Species	Age	Con	Ht.	CH	N	E	S	W	Stem	Dia.	RPA	Structural condition	PMR	Yrs.	Cat
38	Leyland Cypress (<i>Cupressocyparis leylandii</i>) Lawson Cypress (<i>Chamaecyparis lawsoniana</i>)	E/M	P	7.00	1.50	3.00	3.00	3.00	3.00	1	398	4.77	An intermittent broken remnant of what appears to have been a previous boundary alignment or hedge. Most trees are substantially suppressed, now distorted with others being completely dead. The alignment is regarded as being different and unsuitable for retention.	Remove and replace.	N/A	U
39	Ornamental Cherry (<i>Prunus variety</i>)	E/M	F	4.50	1.00	3.00	3.00	0.00	2.00	1	166	1.99	Heavily suppressed and notably unbalanced to north as a result of proximity to adjoining public. Vigour remains fair but Ivy cover is becoming extensive.	Review regarding retention context.	M	C2
40	Hybrid Black Poplar (<i>Populus x Canadensis</i>)	M/A	P	14.00	1.50	4.00	4.00	4.00	4.00	1	493	5.92	A relatively large specimen suffering from extensive canker related dieback. Is of poor quality and ill-suited to retention.		S	C2
41	Hornbeam (<i>Carpinus betulus</i>)	E/M	F	5.50	1.50	4.50	4.50	2.00	3.50	1	344	4.13	Heavily suppressed and one-sided as result of proximity to near neighbours. General vigour is good though Ivy is developing on primary stem.	Review regarding retention context.	M	C2
42	Silver Birch (<i>Betula pendula</i>)	M	G/F	8.00	2.00	2.50	2.50	1.50	1.00	1	185	2.22	Slightly one-sided as a result of proximity to near neighbours but appears be maintaining rentable vigour. Ivy is developing on primary stem.		L	B2
43	Hybrid Black Poplar (<i>Populus x Canadensis</i>)	M/A	G/F	13.00	1.00	3.00	3.00	3.00	3.00	1	420	5.04	Young and still vigorous, as of yet affected by canker development. Ivy is extensive on principal stem.	Cut Ivy and review with regard retention context.	M	C2
44	Hybrid Black Poplar (<i>Populus x Canadensis</i>)	M/A	F/P	15.00	1.00	2.50	2.50	2.50	2.50	1	261	3.13	Supports extensive canker related dieback. Is ill-suited to retention.	Remove.	N/A	U

No.	Species	Age	Con	Ht.	CH	N	E	S	W	Stem	Dia.	RPA	Structural condition	PMR	Yrs.	Cat
45	Hybrid Black Poplar (<i>Populus x Canadensis</i>)	M/A	F/P	14.00	1.0	2.50	2.50	2.50	2.50	1	255	3.06	Supports extensive canker related dieback. Is ill-suited to retention.	Remove.	N/A	U
46	Hybrid Black Poplar (<i>Populus x Canadensis</i>)	M/A	F/P	15.00	1.00	2.50	2.50	2.50	2.50	1	242	2.90	Supports extensive canker related dieback. Is ill-suited to retention.	Remove.	N/A	U
47	Variegated Sycamore (<i>Acer pseudoplatanus Drummondii</i>)	E/M	F	8.00	1.50	3.50	3.50	3.00	2.50	1	204	2.44	Suppressed as result proximity to near neighbours but is maintaining good vigour. Ivy is notable at lower stems.	Cut Ivy and review regard retention context.	L	B2
48	Eucalyptus (<i>Eucalyptus variety</i>)	E/M	F	14.00	1.50	4.00	4.50	4.00	3.00	1	420	5.04	Tree supports minor imbalance to north. General vigour and vitality is good with immense potential for ongoing growth over time.	Cut Ivy and review with regard retention context.	L	B2
49	Monterey Pine (<i>Pinus radiata</i>)	E/M	F	13.00	2.00	5.00	4.00	5.00	5.50	1	516	6.19	Slightly one-sided as result of suppression. Is maintaining good vigour and vitality with immense potential for ongoing growth over time. Ivy is notable on lower stem.	Cut Ivy and review regard retention context.	L	B2
50	Silver Birch (<i>Betula pendula</i>)	M/A	G	9.00	1.50	3.50	3.00	3.50	3.50	1	376	4.51	Young and still vigorous but supporting extensive Ivy cover on principal stem.	Cut Ivy and review regard retention context.	L	B2
51	Leyland Cypress (<i>Cupressocyparis leylandii</i>)	M/A	F	12.00	1.00	4.50	5.00	4.50	4.50	1	417	5.00	Young and still vigorous specimen with immense potential for ongoing growth over time. Species raises issues of sustainability.	Review regarding retention context.	M	C2

No.	Species	Age	Con	Ht.	CH	N	E	S	W	Stem	Dia.	RPA	Structural condition	PMR	Yrs.	Cat
52	Sycamore (<i>Acer pseudoplatanus</i>)	M	G/F	18.00	1.00	7.00	7.00	7.00	8.00	1	1022	12.26	A large, spreading specimen of apparently good vigour and vitality exhibiting no visible signs of fungal activity or decay at this time. Principal stem and middle crown supports notable Ivy cover. Dead-wood carriage and storm damage is limited at this time.	Cut Ivy and clean-out.	L	B2
53	Beech (<i>Fagus sylvatica</i>)	M	G/F	25.00	7.00	7.00	6.00	5.00	7.00	1	1035	12.41	A particularly large and drawn-up specimen of apparently good vigour and vitality, exhibiting no obvious signs of fungal activity or decay but supporting some Ivy cover on principal stem that might obscure pathogen evidence.	Cut Ivy and review with regard retention context.	L	B1-2
54	Sycamore (<i>Acer pseudoplatanus</i>)	M	F	19.00	2.00	10.00	10.00	6.00	8.00	1	939	11.27	Slightly one-sided and typically unbalanced to north-west. General vigour and vitality is good though Ivy cover is notable on principal stem.	Review regarding retention context.	L	B2
55	Sycamore (<i>Acer pseudoplatanus</i>)	M	G	19.00	2.50	4.00	7.00	7.00	7.00	1	668	8.02	Slightly one-sided and unbalanced to south as result proximity to near neighbours. General vigour and vitality is good with minimal Ivy cover on principal stem and negligible dead-wood development.	Clean-out, cut Ivy and review regard retention context.	L	B2
56	Ash (<i>Fraxinus excelsior</i>)	M/A	F	16.00	5.00	5.00	5.00	4.00	3.00	1	414	4.97	Distorted and suppressed as result of arising within competitive woodland thicket. Supports notable Ivy cover and has distorted crown.	Review with regard retention context.	M	B2

No.	Species	Age	Con	Ht.	CH	N	E	S	W	Stem	Dia.	RPA	Structural condition	PMR	Yrs.	Cat
57	Ash (<i>Fraxinus excelsior</i>) Group	M/A	F	15.00	5.00	4.00	8.00	4.00	2.00	4	548	6.57	Heavily suppressed and distorted, is considered to be of poor general form as result of multi-stemmed nature. Comprises typical part of woodland under-storey. Supports notable Ivy cover.	Cut Ivy and review regard retention context.	M	C2
58	Ash (<i>Fraxinus excelsior</i>)	M/A	F/P	14.00	4.00	1.00	7.00	9.00	2.00	1	449	5.39	Primary stem split at circa 2.00 m with notable decaying wound developing. Trees heavily unbalanced to south. Tree would be regarded as unsuitable for retention other than on ecological merits.	Consider early removal.	N/A	U
59	Ash (<i>Fraxinus excelsior</i>)	M/A	G/F	16.00	4.00	4.00	6.00	7.00	5.00	2	579	6.95	Supports minor imbalance to south east. Is heavily divided from ground level and supports nominal Ivy cover. General vigour and vitality is good. Comprises typical element of woodland under-storey.		L	B2
60	Beech (<i>Fagus sylvatica</i>)	M	F	21.00	4.00	6.00	8.00	7.00	5.00	1	955	11.46	A large specimen of slightly distorted form and variable crown vigour. Lower south-eastern stem exhibit evidence of prior damage and possible bark necrosis. Sustainability is considered dubious.	Review regularly.	M	B2
61	Beech (<i>Fagus sylvatica</i>)	M	D	13.00	6.00	2.00	2.00	2.00	2.00	1	987	11.84	Completely dead and in a state of ongoing decay. Supports notable Ivy cover. Is at risk of imminent collapse.	Should be considered for removal or partial retention on ecological grounds.	N/A	U
62	Sycamore (<i>Acer pseudoplatanus</i>)	M	G/F	20.00	1.50	7.50	6.50	7.00	7.00	1	923	11.08	Appears to be of typically good quality and vigour. Supports developing Ivy cover on principal stem.	Cut Ivy.	L	B2

No.	Species	Age	Con	Ht.	CH	N	E	S	W	Stem	Dia.	RPA	Structural condition	PMR	Yrs.	Cat
G1	Lawson Cypress (<i>Chamaecyparis lawsoniana</i>)	M/A	G/F	8.00	1.50	3.00	3.00	3.00	3.00	1	271	3.25	A close knit alignment creating a hedge like affect located immediately outside of apparent boundary fence. Individual trees remain vigorous though are beginning to coalesce. Maybe notable value with regard to maintenance of screening.		L	B2
63	Ash (<i>Fraxinus excelsior</i>)	M	F	15.00	2.00	7.00	6.00	6.00	5.00	1	548	6.57	Arising from stream bank edge. General vigour and vitality is good though tree support extensive Ivy cover and appears to have sustained localised mechanical failure in past would appear to be suitable for retention.	Cut Ivy and review with regard retention context.	M	C2
64	White Willow (<i>Salix alba</i>)	M/A	F	5.00	1.50	8.00	5.00	0.00	6.00	1	334	4.01	Heavily unbalanced to north-west as result of suppression. Is considered to be of poor quality and dubious retention merit other than as part of woodland under-storey and on ecological grounds.		S	C2
65	Common Alder (<i>Alnus glutinosa</i>)	E/M	F/P	6.00	1.00	0.00	3.00	5.00	2.00	1	271	3.25	Suppressed distorted but maintaining reasonable vigour. Arises from bank top position.	Review regarding retention context and cut Ivy.	M	C2
66	Common Alder (<i>Alnus glutinosa</i>)	M	D	11.00	2.00	1.00	1.00	4.00	2.50	1	366	4.39	Completely dead and at risk of collapse.	Remove, or alternatively retain in stump form at on ecological grounds.	N/A	U
67	Sycamore (<i>Acer pseudoplatanus</i>)	M/A	G/F	16.00	1.50	6.00	5.50	6.00	5.00	1	516	6.19	A young and vigorous specimen arising from stream embankment. Supports notable Ivy cover.	Cut Ivy.	L	B2
68	Ash (<i>Fraxinus excelsior</i>)	M/A	G/F	14.00	2.00	5.00	5.00	6.00	4.00	1	398	4.77	Suppressed and somewhat drawn-up but is maintaining good vigour and vitality.		L	B2

No.	Species	Age	Con	Ht.	CH	N	E	S	W	Stem	Dia.	RPA	Structural condition	PMR	Yrs.	Cat
69	Ash (<i>Fraxinus excelsior</i>)	M/A	F	17.00	4.00	5.00	6.00	7.00	5.00	1	592	7.10	Large specimen arising from stream embankment. Vigour and vitality is fair but variable with notable Ivy cover on lower stem.	Cut Ivy and re-review.	M	C2
70	Sycamore (<i>Acer pseudoplatanus</i>)	E/M	G/F	12.00	1.00	5.50	3.50	1.00	4.00	1	366	4.39	Suppressed and typically unbalanced to north but appears to be maintaining good vigour. Comprises typical element of woodland understorey.	Cut Ivy.	L	B2
71	Sycamore (<i>Acer pseudoplatanus</i>) Group	M/A	G/F	17.00	1.50	5.00	7.00	6.00	5.00	1	684	8.21	A relatively large, vigorous multi-stemmed group arising from stream embankment. Multi-stem stature raises some concern in respect of mechanical integrity in later life. Current vigour is good.		L	B2
72	Beech (<i>Fagus sylvatica</i>)	M/A	G	18.00	4.00	6.00	5.00	5.00	5.50	1	554	6.65	Young and still vigorous specimen heavily divided at 2.50 m.		L	B2
73	Ash (<i>Fraxinus excelsior</i>) Group	E/M	F	12.00	1.50	6.00	5.00	4.00	4.00	1	398	4.77	A close-knit ash group with one additional Sycamore and Hawthorn. Comprise what appears to be natural regeneration along woodland fringe area. General vigour and vitality is good though mechanical form is distorted and spindly.	Cut Ivy and review regard retention context.	M	C2
74	Ash (<i>Fraxinus excelsior</i>)	E/M	F/P	13.00	6.00	5.00	2.00	1.00	2.00	1	407	4.89	Divided from ground level and drawn-up as a result of suppression. Will be ill-suited to retention in isolation or if exposed.		S	C2
75	Sycamore (<i>Acer pseudoplatanus</i>)	M/A	F	15.00	4.00	4.00	2.00	3.50	2.50	1	382	4.58	Of drawn-up and spindly form as a result of suppression. Comprises element of natural regeneration along woodland fringe. General vigour and vitality is good.	Cut Ivy and review regard retention context.	L	B2

No.	Species	Age	Con	Ht.	CH	N	E	S	W	Stem	Dia.	RPA	Structural condition	PMR	Yrs.	Cat
76	Ash (<i>Fraxinus excelsior</i>) Group	M/A	F/P	14.00	1.00	6.00	1.00	1.00	4.00	1	414	4.97	Part of the dispersed group of naturally arising suckers. Is distorted as result of suppression raising some concern with regard suitability for retention particularly if exposed or isolated.	Review regarding retention context.	M	C2
77	Ash (<i>Fraxinus excelsior</i>) Group	M/A	F	14.00	1.50	2.00	4.00	5.50	3.00	3	462	5.54	Distorted, suppressed multi-stemmed group arising as part of natural woodland fringe regeneration. Supports extensive Ivy cover. Imbalance away from site suggest potential for retention as part of general woodland under-storey.		M	C2
78	Ash (<i>Fraxinus excelsior</i>) Group	M/A	F	15.00	2.00	7.00	4.00	3.00	5.00	1	493	5.92	A close-knit group of 3 individual stems combining to create a single overall crown form. Is considered to be natural regeneration along woodland fringe. Imbalance towards site raises some concern.	Review regarding retention context.	M	C2
79	English Elm (<i>Ulmus minor</i>)	M/A	G/F	14.00	1.50	4.50	3.00	2.50	5.00	1	439	5.27	Slightly unbalanced but maintaining good vigour and vitality. Potential to be affected by Dutch Elm disease is immense raising some concern regarding sustainability.	Review regularly.	M	B2
80	Sycamore (<i>Acer pseudoplatanus</i>)	E/M	F	12.00	2.00	6.00	5.50	1.00	0.00	1	452	5.42	Heavily one-sided as result proximity to near neighbours but appears be maintaining reasonable vigour and vitality. Supports notable Ivy cover. Appears to comprise typical element of natural regeneration.	Cut Ivy and review regard retention context.	M	C2

No.	Species	Age	Con	Ht.	CH	N	E	S	W	Stem	Dia.	RPA	Structural condition	PMR	Yrs.	Cat
81	Sycamore (<i>Acer pseudoplatanus</i>)	E/M	F	12.00	2.00	0.00	1.00	6.00	5.00	1	271	3.25	Heavily unbalanced to south-west as a result of suppression. Regarded as being of dubious retention merit other than as part of woodland under-storey and on ecological grounds.		M	C2
82	Sycamore (<i>Acer pseudoplatanus</i>)	M/A	G/F	14.00	1.50	6.00	5.00	5.00	6.00	1	668	8.02	3 close proximity stems combined to create a larger crown form. General vigour and vitality is good though Ivy cover is extensive.	Cut Ivy and review regard retention context.	L	B2
83	Sycamore (<i>Acer pseudoplatanus</i>)	E/M	F	10.00	2.00	4.50	4.50	3.00	2.50	1	385	4.62	Slightly suppressed element of natural regeneration adjoining woodland fringe. Supports notable Ivy cover.	Review regarding retention context.	L	B2
84	Oak (<i>Quercus robur</i>)	M	F/P	17.00	3.00	7.00	8.00	7.00	7.00	1	987	11.84	A once large specimen appears to have suffered crown apex collapsed. Entire central crown is obscured by dense Ivy cover preventing detailed visual appraisal at this time. Various elements of lower crown remain vigorous and thus the potential exists for at least partial retention in a pruned form.	Cut Ivy and re-evaluate in respect of development context.	S	C2
85	Beech (<i>Fagus sylvatica</i>)	M	G/F	27.00	5.00	6.00	7.00	7.00	6.00	1	1035	12.41	A particularly large specimen of dominating aspect over adjoining woodland. General vigour and vitality appears good at this time with no obvious signs of fungal activity or decay at present. Principal stem supports developing Ivy cover.	Cut Ivy.	L	B2

No.	Species	Age	Con	Ht.	CH	N	E	S	W	Stem	Dia.	RPA	Structural condition	PMR	Yrs.	Cat
86	Beech (<i>Fagus sylvatica</i>)	M	G/F	24.00	5.00	4.00	5.00	10.00	12.00	1	1162	13.94	A particularly large specimen heavily divided at 2.500 m and supporting extensive imbalance to west. Vigour and vitality remains good though concerns exist over mechanical integrity. Imbalance appears to be away from central site area towards woodland increasing potential for retention.	Review regarding retention context.	M	C1-2
87	Sycamore (<i>Acer pseudoplatanus</i>)	M	G/F	16.00	2.00	7.00	6.00	4.00	7.00	1	844	10.12	Slightly suppressed particularly on southern side and has developed growth imbalance to north. General vigour and vitality remains good though Ivy is developing about middle-crown.		L	B2
88	Ash (<i>Fraxinus excelsior</i>)	M/A	F/P	8.00	3.00	8.00	3.00	0.00	3.00	1	452	5.42	Heavily suppressed and notably unbalanced to north. Vigour and vitality is good though mechanical integrity is questionable raising concerns regarding suitability for retention.	Review regarding retention context.	S	C2
89	Ash (<i>Fraxinus excelsior</i>)	M/A	F	16.00	2.00	6.00	5.00	5.00	6.00	1	592	7.10	Multi-stemmed from near ground level but apparently maintaining good vigour and vitality. Crown supports notable Ivy cover. Multi-stem stature raises some concern with regard mechanical integrity and longer term sustainability.	Cut Ivy and review regard retention context.	M	C2
90	Ash (<i>Fraxinus excelsior</i>)	M/A	G/F	17.00	2.50	12.00	4.00	4.00	4.00	3	525	6.30	3 close proximity stems arise to great single broader crown form. General vigour and vitality is good though multi-stem stature raises some concern with regard to sustainability.	Review regarding retention context and cut Ivy.	M	C2

No.	Species	Age	Con	Ht.	CH	N	E	S	W	Stem	Dia.	RPA	Structural condition	PMR	Yrs.	Cat
91	Beech (<i>Fagus sylvatica</i>)	O/M	F	26.00	1.50	9.00	10.00	9.00	6.00	1	1098	13.18	A particularly large specimen maintaining reasonable vigour and vitality but supporting extensive Ivy cover overmuch principal stem and middle crown region. Basal region appears mostly free fungal activity or decay however lower southern buttress zone exhibits localised evidence of fungal activity that may serve to diminish longevity and sustainability over time.	Cut Ivy and review in respect of retention context. Review regularly.	M	C1-2
92	Beech (<i>Fagus sylvatica</i>)	M	G/F	24.00	3.00	7.00	5.00	5.00	5.00	1	812	9.74	Slightly suppressed and typically one sided, unbalanced to north. General vigour and vitality appears good though large proportion of crown remains obscure by dense Ivy cover.	Cut Ivy and review with regard retention context.	L	B1-2
93	Beech (<i>Fagus sylvatica</i>)	M	G/F	26.00	2.50	9.00	6.00	8.00	7.00		1003	12.03	A large specimen of apparently good vigour and vitality that supports extensive Ivy cover that obscures much of principal stem and middle-crown.	Cut Ivy and review regard retention context.	L	B1-2
94	Beech (<i>Fagus sylvatica</i>)	M	G/F	25.00	5.00	6.00	5.00	7.00	7.00	1	987	11.84	A large and aged specimen apparently maintaining good vigour and vitality. Extensive Ivy cover raises some concern with regard to potential for evidence of defect or disease attack to be obscured.	Cut Ivy and re-evaluate.	L	B1-2
95	Beech (<i>Fagus sylvatica</i>)	M	G/F	24.00	3.00	7.00	5.00	8.00	4.00	1	939	11.27	Relatively large specimen having been suppressed as result of position between to near neighbours. General vigour and vitality appears good with no obvious evidence of defect or pathogen attack at present. Ivy is notable on principal stem and should be cut to facilitate better review.	Cut Ivy and re-evaluate.	L	B1-2

No.	Species	Age	Con	Ht.	CH	N	E	S	W	Stem	Dia.	RPA	Structural condition	PMR	Yrs.	Cat
96	Beech (<i>Fagus sylvatica</i>)	M	G/F	25.00	2.50	9.00	5.00	7.00	4.00	1	799	9.59	A mid line position has led to substantial suppression and development of fan-like crown profile. General vigour and vitality appears reasonable at this time with no obvious evidence of decay of pathogen attack at this time.	Cut Ivy and review regard retention context.	L	B1-2
97	Beech (<i>Fagus sylvatica</i>)	M	G/F	26.00	3.00	8.00	4.00	8.00	5.00	1	936	11.23	A mid line position has led to substantial suppression and development of fan-like crown profile. General vigour and vitality appears reasonable at this time with no obvious evidence of decay of pathogen attack at this time.	Cut Ivy and review regard retention context.	L	B1-2
98	Beech (<i>Fagus sylvatica</i>)	M	P	28.00	3.00	9.00	4.00	8.00	10.00	1	1066	12.80	A particularly large, end of line specimen supporting principal imbalance to west. Vigour and vitality remains fair however, note is made of the liner attack about buttress region to south suggesting particularly limited sustainability and increasing safety issues.	Review in detail with regard to suitability for limited retention and time frame if retained. Consider structural pruning works.	S	C1-2
99	Ash (<i>Fraxinus excelsior</i>)	E/M	F	11.00	2.50	5.00	3.00	4.50	6.00	3	430	5.16	A multi-stemmed and distorted group arising as part of natural woodland regeneration. Is of typically poor quality but small stature presents limited threat.	Review regarding retention context.	M	C2
100	Beech (<i>Fagus sylvatica</i>)	M	G/F	19.00	2.00	7.00	6.50	7.00	5.00	1	1003	12.03	Appears be maintaining good general vigour and vitality though much of principal stem and middle crown is obscure by dense Ivy cover.	Cut Ivy and re-evaluate.	L	B1-2

No.	Species	Age	Con	Ht.	CH	N	E	S	W	Stem	Dia.	RPA	Structural condition	PMR	Yrs.	Cat
101	Beech (<i>Fagus sylvatica</i>)	M	G/F	19.00	2.00	7.00	7.00	8.00	9.00	1	1098	13.18	Large specimen having sustained widespread fire damage on lower eastern stem. General crown vigour remains good at this time though concerns exist with regard to bark necrosis and pathogen attack.	Cut Ivy and review regard to retention context and on regular basis thereafter if retained.	M	C2
102	Beech (<i>Fagus sylvatica</i>)	M	F/P	18.00	3.00	8.00	6.00	9.00	9.00	1	971	11.65	A relatively small squat specimen that is subject to fire damage on northern side of stem and extensive decay to south. General vigour and vitality remains good though concerns exist with regard to stability and safety. Limited retention will be context dependent.		S	C2
103	Ash (<i>Fraxinus excelsior</i>) Group	E/M	F	11.00	3.00	7.00	3.00	4.00	5.00	3	462	5.54	Of poor quality comprising 3 diverging stems of natural arising. Of typically poor quality but worthy retention as part of woodland understorey.		S	C2
104	Ash (<i>Fraxinus excelsior</i>)	M/A	G/F	16.00	5.00	5.00	4.00	5.00	4.50	1	388	4.66	Comprises a natural element of woodland regeneration and is maintaining good general vigour and vitality.	Cut Ivy.	L	B2
105	Ash (<i>Fraxinus excelsior</i>) Group	E/M	P	7.00	0.00	4.00	2.00	3.00	4.00	1	334	4.01	An element of natural woodland regeneration that has sustained suppression and partial collapse. Unsuitable for retention other than as part of woodland group.	Remove.	N/A	U
106	Ash (<i>Fraxinus excelsior</i>)	E/M	F/P	12.00	2.00	5.00	5.00	3.00	4.50	1	430	5.16	Suffering from suppression and chronic Ivy cover that prevents detailed visual appraisal. Dead-wood and evidence of decline are noted within crown.	Cut Ivy and re-evaluate.	S	C2

No.	Species	Age	Con	Ht.	CH	N	E	S	W	Stem	Dia.	RPA	Structural condition	PMR	Yrs.	Cat
107	Beech (<i>Fagus sylvatica</i>)	M	F	24.00	2.50	6.00	5.00	7.00	5.00	1	907	10.89	Particularly tall and columnar specimen supporting extensive Ivy cover throughout much of crown. Vigour and vitality appears fair but variable. Extensive ivy-covered particularly about higher crown raises some concern at this time.	Cut Ivy and re-evaluate.	M	C1-2
108	Beech (<i>Fagus sylvatica</i>)	M	F/P	27.00	5.00	13.00	4.00	4.00	10.00	1	1003	12.03	Large specimen supporting immense imbalance to north west. Higher crown and apex exhibit evidence of dieback decline and dead-wood development raising concerns with regard to potential pathogen attack and longevity. Accordingly, specimens regarded to be of dubious retention merit with retention being solely context dependent.	Consider early removal.	S	C1-2
109	Beech (<i>Fagus sylvatica</i>)	M	F	26.00	5.00	5.00	5.50	7.00	5.00	1	1019	12.22	Suppressed and distorted. Appears to be maintaining reasonable vigour and vitality though small scale twiggy dead-wood is notable within crown form. Principal stem and middle crown is heavily obscured by dense Ivy cover raising some concern with regard to potential for obscuring defect or evidence of disease attack.	Cut Ivy and re-evaluate.	L	B1-2
110	Sycamore (<i>Acer pseudoplatanus</i>)	M	G/F	22.00	2.50	4.00	6.00	10.00	9.00	1	971	11.65	Typically unbalanced to south-west. General vigour and vitality appears good though crown supports notable Ivy cover.	Cut Ivy and review.	L	B1-2

No.	Species	Age	Con	Ht.	CH	N	E	S	W	Stem	Dia.	RPA	Structural condition	PMR	Yrs.	Cat
111	Beech (<i>Fagus sylvatica</i>)	M	G/F	27.00	2.00	8.00	4.00	3.00	5.00	1	987	11.84	Large specimen with higher crown imbalance to north. General vigour and vitality appears fair with no major evidence of pathogen attack or disease this time. Principal stem supports extensive Ivy cover.	Cut Ivy and re-evaluate.	L	B1-2
112	Beech (<i>Fagus sylvatica</i>)	M	G/F	25.00	2.00	7.00	5.00	6.00	8.00	1	1035	12.41	Slightly suppressed and distorted with minor imbalance to north west. Principal stem supports extensive Ivy cover that prevents detailed visual review at this time.	Cut Ivy and re-evaluate.	L	B1-2
113	Beech (<i>Fagus sylvatica</i>)	M	F	26.00	2.00	8.00	5.00	6.00	7.00	1	1035	12.41	Has suffered chronic crown failure and collapse. Is unsuitable for retention.	Remove.	N/A	U
114	Beech (<i>Fagus sylvatica</i>) Sycamore (<i>Acer pseudoplatanus</i>)	E/M	F	10.00	1.50	4.50	3.00	3.00	5.00	1	398	4.77	2 close proximity stems arise from a similar position to create singular crown form. Comprises natural woodland regeneration.	Review with regard retention context.	M	B2
115	Beech (<i>Fagus sylvatica</i>)	M	P	11.00	1.00	6.00	6.00	5.00	4.50	1	1098	13.18	A once larger specimen has sustained chronic failure and loss of much of higher crown. Basal region is affected by widespread posture liner attack. Is broadly regarded as unsuitable for retention.	Remove. Alternatively prune and retained on ecological grounds.	N/A	U
116	Beech (<i>Fagus sylvatica</i>)	M	F	28.00	4.00	9.00	6.00	6.00	5.00	1	1057	12.68	Appears to support distorted crown form and is wholly obscured by dense Ivy cover. Concerns exist the tree may be damaged during failure of 115. General vigour appears fair at this time.	Cut Ivy and re-evaluate.	M	C1-2

No.	Species	Age	Con	Ht.	CH	N	E	S	W	Stem	Dia.	RPA	Structural condition	PMR	Yrs.	Cat
117	Beech (<i>Fagus sylvatica</i>)	M	F	26.00	2.00	8.00	5.00	5.00	5.00	1	1019	12.22	Supports minor imbalance to north as result of suppression. General vigour and vitality remains good though extensive cover of Ivy prevents detailed visual inspection and therefore concerns remain in respect of potential pathogen attack or defect.	Review regarding retention context.	L	B1-2
118	Beech (<i>Fagus sylvatica</i>)	M	G/F	27.00	2.00	7.00	6.00	8.00	7.00	1	1003	12.03	Large, end-of-line specimen whose basal region is grossly obscure by dense undergrowth and Ivy. General vigour and vitality appears good with no higher-level evidence of pathogen attack or major defect. Crown has sustained storm damage on northern side.	Remove basal debris and Ivy to facilitate further review.	L	B1-2
119	Sycamore (<i>Acer pseudoplatanus</i>)	M	G/F	19.00	0.00	4.50	6.00	8.00	7.00	1	939	11.27	Slightly distorted form with general imbalance to south-west. General vigour and vitality appears good though principal stem support extensive Ivy cover that prevents detailed visual appraisal at this time.	Cut Ivy and re-evaluate.	L	B1-2
120	Beech (<i>Fagus sylvatica</i>)	M	D	21.00	3.00	7.00	6.00	7.00	7.00	1	1035	12.41	Completely dead and in need of removal.	Remove.	N/A	U
122	Sycamore (<i>Acer pseudoplatanus</i>)	E/M	F	12.00	4.00	5.00	5.00	4.00	5.00	1	255	3.06	A dispersed and multi-stemmed, thicket like group colonising section of bank. Young and vigorous but considered to be of poor quality being elongated and drawn-up.	Review regarding retention context.	M	C2
123	Ash (<i>Fraxinus excelsior</i>)	M	F	14.00	6.00	4.00	1.00	3.00	5.00	1	293	3.51	Drawn-up and whip-like with minor imbalance. Comprises typical element of woodland under-storey.	Review regarding retention context.	L	B2

No.	Species	Age	Con	Ht.	CH	N	E	S	W	Stem	Dia.	RPA	Structural condition	PMR	Yrs.	Cat
124	Ash (<i>Fraxinus excelsior</i>)	M/A	F	14.00	2.50	7.00	5.00	3.00	4.00	4	560	6.72	Multi-stem specimen arising from bank side position. Stature raises concern with regard to longer term mechanical integrity.	Review regarding retention context.	M	C2
125	Sycamore (<i>Acer pseudoplatanus</i>) Group	M/A	F	13.00	2.00	6.00	5.00	4.00	3.00	5	493	5.92	Multi-stemmed community arising from bank side position.	Review regarding retention context.	M	C2
126	Sycamore (<i>Acer pseudoplatanus</i>)	M/A	F	15.00	3.00	6.00	4.00	6.00	5.00	2	484	5.81	Twin-stems from near ground level and arising from bank top position. Multi-stem stature raises some concern. Ivy development is notable.		L	B2
127	Sycamore (<i>Acer pseudoplatanus</i>)	M/A	F/P	12.00	1.50	7.00	4.00	1.00	4.00	1	309	3.71	Suppressed and unbalanced to north. Middle crown shows evidence of substantial stem damage. Tree remains vigorous.		M	C2
128	Ash (<i>Fraxinus excelsior</i>)	M	G/F	19.00	4.00	6.00	5.00	7.00	6.00	1	503	6.04	A relatively large and dominating specimen of typically good vigour. Ivy is notable on principal stem.	Cut Ivy and review regularly.	M	C2
129	Ash (<i>Fraxinus excelsior</i>) Group	M/A	F/P	13.00	1.50	9.00	5.00	6.00	5.00	5	493	5.92	A close-knit community of diverging stems of poor mechanical form, raising concern with regard to longer term structural stability.	Review regarding retention context.	S	C2
130	Sycamore (<i>Acer pseudoplatanus</i>)	M/A	F	13.00	2.00	7.00	3.00	1.00	4.50	1	417	5.00	Suppressed and one-sided, unbalanced to north. Supports notable Ivy on principal stem.	Cut Ivy and review regard retention context.	M	C2
131	Sycamore (<i>Acer pseudoplatanus</i>)	M/A	F/P	12.00	1.50	8.00	6.00	5.00	5.00	1	449	5.39	Broad and spreading and distorted, arising from bank top position. Suitable only for retention as part of woodland thicket.		M	C2

No.	Species	Age	Con	Ht.	CH	N	E	S	W	Stem	Dia.	RPA	Structural condition	PMR	Yrs.	Cat
132	Sycamore (<i>Acer pseudoplatanus</i>)	E/M	F/P	12.00	0.00	3.00	5.00	5.00	5.00	1	493	5.92	One-sided and distorted with distended base suggesting possible soccer regeneration from previous stump. Is considered to be of poor quality, worthy of retention only as part of woodland thicket.		M	C2
133	Goat Willow (<i>Salix caprea</i>)	M	F	7.00	1.00	4.00	4.00	5.00	5.00	1	366	4.39	Twin-stemmed from ground level, arising from bank edge position. Appears to be element of natural regeneration.	Review regarding retention context.	M	B2
134	Ash (<i>Fraxinus excelsior</i>)	M/A	F	15.00	1.50	6.00	3.00	5.00	5.00	1	512	6.15	Arising from bank top position comprises typical element of woodland regeneration.	Review regarding retention context.	L	B2
135	Ash (<i>Fraxinus excelsior</i>)	M	F	18.00	3.00	3.00	5.00	8.00	7.00	1	493	5.92	Suppressed and slightly distorted but maintaining reasonable vigour. Supports extensive Ivy cover.	Cut Ivy and review regard retention context.	L	B2
136	Sycamore (<i>Acer pseudoplatanus</i>)	M/A	F	13.00	1.00	8.00	2.50	0.00	4.00	1	442	5.31	Heavily suppressed and unbalanced to north but is maintaining reasonable vigour. Comprises typical element of woodland under-storey.	Review regarding retention context.	M	C2
137	Sycamore (<i>Acer pseudoplatanus</i>)	M/A	F	14.00	4.00	6.00	2.00	5.00	4.00	2	560	6.72	Suppressed, distorted and heavily divided from circa 1.00 m. Supports extensive Ivy cover.	Review regarding retention context.	M	C2
138	Sycamore (<i>Acer pseudoplatanus</i>)	M	F	17.00	3.00	7.00	4.50	4.50	5.00	2	579	6.95	Heavily divided from near ground level. Is maintaining good vigour and vitality but supports extensive Ivy cover.	Review regarding retention context.	M	C2
139	Sycamore (<i>Acer pseudoplatanus</i>)	M	G/F	17.00	2.50	5.00	6.00	8.00	6.00	1	592	7.10	Supports minor imbalance to south supports extensive Ivy cover general vigour and vitality remains good.	Cut Ivy.	L	B2
140	Ash (<i>Fraxinus excelsior</i>)	M/A	G	16.00	4.00	6.00	5.00	7.00	6.00	1	551	6.61	Relatively large and dominating specimen of good vigour and vitality. Supports notable Ivy cover on lower stem.	Cut Ivy.	L	B2

No.	Species	Age	Con	Ht.	CH	N	E	S	W	Stem	Dia.	RPA	Structural condition	PMR	Yrs.	Cat
141	Sycamore (<i>Acer pseudoplatanus</i>)	E/M	F	12.00	3.00	4.50	3.00	3.00	4.00	1	271	3.25	Young and vigorous with, typical of woodland under-storey.		L	B2
142	Sycamore (<i>Acer pseudoplatanus</i>)	E/M	F	11.00	2.50	5.00	0.00	0.00	3.00	1	216	2.60	Distorted and unbalanced to north-west as result of suppression.	Review regarding retention context.	S	C2
143	Sycamore (<i>Acer pseudoplatanus</i>)	M	F	10.00	2.50	2.50	3.00	5.00	3.00	1	344	4.13	Suppressed typical of woodland under-storey.		M	C2
144	Sycamore (<i>Acer pseudoplatanus</i>)	M	P	7.00	0.00	3.00	4.00	4.00	4.00	1	388	4.66	Squat, suppressed and distorted having sustained widespread stem and bark damage. Is of poor quality and ill-suited to retention of the land as part of thicket.		S	C2
145	English Elm (<i>Ulmus minor</i>)	E/M	F	13.00	2.00	3.00	5.00	5.00	4.00	1	280	3.36	Young and vigorous but possibly susceptible to Dutch Elm disease.	Review regularly.	M	B2
146	Beech (<i>Fagus sylvatica</i>)	E/M	F	13.00	2.50	2.00	4.50	5.00	4.00	1	274	3.29	Suppressed but vigorous.		L	B2
147	English Elm (<i>Ulmus minor</i>)	E/M	F	12.00	1.50	1.00	3.00	4.50	3.50	1	248	2.98	Young and vigorous though slightly suppressed and unbalanced to south. May be susceptible to Dutch Elm disease.		M	B2
148	Ash (<i>Fraxinus excelsior</i>)	E/M	F/P	13.00	3.00	5.00	6.00	5.00	6.00	3	462	5.54	Triple stemmed from near ground level raising concern with regard to mechanical integrity in longer-term. Supports notable Ivy cover.	Review regarding retention context.	M	C2
149	English Elm (<i>Ulmus minor</i>)	E/M	G/F	14.00	2.50	4.00	2.00	2.00	4.50	1	280	3.36	Drawn-up and whip-like but maintaining reasonable vigour and vitality. May be susceptible to Dutch Elm disease.		M	B2

No.	Species	Age	Con	Ht.	CH	N	E	S	W	Stem	Dia.	RPA	Structural condition	PMR	Yrs.	Cat
150	Beech (<i>Fagus sylvatica</i>)	M/A	F/P	15.00	2.50	6.00	5.00	6.00	5.50	1	417	5.00	Squat specimen whose apex maybe loss in past. Remaining vigour and vitality remains good. May provide some degree of sustainability.	Review regarding retention context.	M	C2
151	Ash (<i>Fraxinus excelsior</i>)	E/M	F/P	12.00	0.00	2.00	4.00	5.00	3.00	5	398	4.77	Multi-stem copies like group of typically poor quality and ill-suited to retention part of woodland thicket.	Review regarding retention context.	S	C2
152	Ash (<i>Fraxinus excelsior</i>)	E/M	F/P	12.00	2.00	2.00	3.00	4.50	3.00	1	382	4.58	Multi-stemmed and thicket like group of dubious mechanical integrity, suitable only for retention as part of woodland thicket.		S	C2
153	Ash (<i>Fraxinus excelsior</i>)	M/A	F	14.00	3.00	3.00	4.00	5.50	4.00	3	481	5.77	Triple stemmed from near ground level raising concern with regard mechanical integrity in longer-term.	Cut Ivy and review regard retention context.	M	C2
154	Ash (<i>Fraxinus excelsior</i>) Group	E/M	P	11.00	3.00	2.50	4.00	3.00	1.00	4	382	4.58	Multi-stemmed and distorted. A poor quality and ill-suited to retention other than as part of woodland thicket.	Review regarding retention context.	S	C2
155	Ash (<i>Fraxinus excelsior</i>) Group	E/M	F	12.00	2.00	4.50	4.00	5.00	5.00	7	462	5.54	A close-knit community that is self-suppressing and of dubious quality other than as part of woodland thicket.	Review regarding retention context.	M	C2
156	Ash (<i>Fraxinus excelsior</i>)	M/A	F	15.00	1.00	2.50	4.00	6.00	4.00	1	366	4.39	Slightly suppressed and unbalanced to south but maintaining reasonable vigour. Supports notable Ivy lower stem.	Cut Ivy and review regard retention context.	M	C2
157	Ash (<i>Fraxinus excelsior</i>)	M/A	F	14.00	2.50	2.00	4.00	5.00	2.00	1	401	4.81	Drawn-up with minor imbalance to south. Vigour and vitality is good.	Review regarding retention context.	L	B2
158	Aspen (<i>Populus tremula</i>)	M/A	F	15.00	5.00	1.00	3.00	3.00	1.00	2	433	5.19	2 close proximity stems arise to create drawn-up crown.	Review regarding retention context.	M	C2

No.	Species	Age	Con	Ht.	CH	N	E	S	W	Stem	Dia.	RPA	Structural condition	PMR	Yrs.	Cat
159	Ash (<i>Fraxinus excelsior</i>)	E/M	P	13.00	1.00	5.00	6.00	7.00	5.00	7	433	5.19	Diverging community of stems likely to have arisen as sucker regeneration from the stump of a previous tree. Is considered mechanically poor and of dubious sustainability of as part of woodland thicket.	Review with regard retention context.	S	C2
160	Aspen (<i>Populus tremula</i>)	M/A	G/F	16.00	3.00	1.00	4.00	4.00	2.00	1	344	4.13	Drawn-up with minor imbalance to south. Supports notable Ivy cover on principal stem.	Cut Ivy and review regard retention context.	L	B2
161	Aspen (<i>Populus tremula</i>)	M/A	G/F	16.00	3.00	0.00	5.00	6.00	4.00	1	388	4.66	Unbalanced to south through suppression and supporting notable Ivy cover.	Cut Ivy and review regard retention context.	L	B2
162	Aspen (<i>Populus tremula</i>)	M/A	G/F	16.00	2.50	2.50	5.00	4.00	0.00	1	376	4.51	One-sided and unbalanced to east as a result of suppression. Supports developing Ivy cover.	Cut Ivy and review regard retention context.	M	C2
163	Ash (<i>Fraxinus excelsior</i>) Group	E/M	P	13.00	1.00	3.00	4.00	5.00	2.50	5	430	5.16	Multi-stemmed and distorted raising concerns regarding mechanical integrity in later life. Suitable for retention only as part of woodland under-storey.		S	C2
164	Holly (<i>Ilex aquifolium</i>)	M	F	8.00	0.00	3.00	2.50	4.00	2.00	2	366	4.39	Damaged but maintaining reasonable vigour. Small stature presents limited threat. Tree comprises typical element of woodland under-storey.	Review regarding retention context.	M	C2
165	Sycamore (<i>Acer pseudoplatanus</i>)	E/M	F	11.00	1.00	0.00	2.00	5.00	3.00	1	216	2.60	Typical element of woodland understory suppressed and unbalanced to south.	Review regarding retention context.	M	C2
166	Sycamore (<i>Acer pseudoplatanus</i>)	E/M	F/P	12.00	2.00	0.00	3.50	5.00	3.00	1	271	3.25	Typical element of woodland understory suppressed and unbalanced to south with Ivy cover on principal stem.	Review regarding retention context.	M	C2
167	Ash (<i>Fraxinus excelsior</i>)	E/M	F	13.00	2.50	0.00	4.00	6.00	5.00	1	242	2.90	Suppressed and unbalanced to south as a result of proximity to near neighbours. Supports notable canker damage on principal stems.	Review with regard retention context.	M	C2

No.	Species	Age	Con	Ht.	CH	N	E	S	W	Stem	Dia.	RPA	Structural condition	PMR	Yrs.	Cat
168	Ash (<i>Fraxinus excelsior</i>)	E/M	F/P	12.00	2.00	0.00	2.00	6.00	1.00	1	207	2.48	Chronically suppressed and unbalanced to south raising concerns regarding stability.	Review with regard retention context.	S	C2
169	English Elm (<i>Ulmus minor</i>)	M/A	F	16.00	7.00	4.00	4.00	4.00	1.00	1	376	4.51	Drawn-up with limited high crown. Vigour and vitality is good at this time though concerns exist with regard to predisposition towards attack by Dutch Elm disease.	Review regularly.	M	B2
170	Wild Crab (<i>Malus sylvestris</i>)	M	P	8.00	0.00	0.00	4.50	8.00	2.50	1	430	5.16	Specimen has suffered chronic failure and collapse in south westerly direction. Much of crown is broken though some elements are re-suckering. Will be ill-suited to retention part of woodland thicket where small stature peers present little if any threat at this time.	Review regarding retention context.	S	C2
171	Sycamore (<i>Acer pseudoplatanus</i>)	E/M	F	10.00	0.50	2.50	3.00	5.00	2.50	1	261	3.13	Multiple stems combined create single crown form. Considered to be of poor quality and ill-suited to retention of as part of woodland thicket.	Review with regard retention context.	S	C2
172	Sycamore (<i>Acer pseudoplatanus</i>)	E/M	P	9.00	1.00	0.00	2.50	3.50	3.00	1	226	2.71	Suppressed, distorted and has sustained widespread bark damage as result of grey squirrel feeding. Appears to present limited threat though is of dubious sustainability.	Review regarding retention context.	S	C2
173	English Elm (<i>Ulmus minor</i>)	E/M	D	9.00	2.00	0.00	1.00	4.00	2.00	1	226	2.71	Dead and partially collapsed and southerly direction.	Remove.	N/A	U
174	English Elm (<i>Ulmus minor</i>)	E/M	D	5.00	2.00	1.00	1.00	1.00	1.00	1	197	2.37	Dead and partially failed, existing is Ivy clad stump.	Remove.	N/A	U
175	English Elm (<i>Ulmus minor</i>)	E/M	D	12.00	1.50	1.00	4.50	5.00	3.00	1	290	3.48	Completely dead, killed by Dutch Elm disease.	Remove.	N/A	U

No.	Species	Age	Con	Ht.	CH	N	E	S	W	Stem	Dia.	RPA	Structural condition	PMR	Yrs.	Cat
176	Ash (<i>Fraxinus excelsior</i>)	M/A	G/F	17.00	2.50	4.00	5.00	7.00	6.00	1	449	5.39	A young, vigorous but dominating specimen within locality. Appears to be maintaining good general vigour and vitality.	Cut Ivy and review regularly.	L	B2
177	Ash (<i>Fraxinus excelsior</i>)	E/M	P	10.00	0.00	6.00	4.00	5.00	5.00	1	430	5.16	A dispersed and distorted community of stem is considered to be of poor quality, arising from stream embankment. The suited to retention of as part of woodland thicket.	Review regarding retention context.	S	C2
178	Sycamore (<i>Acer pseudoplatanus</i>)	E/M	F	14.00	1.00	5.00	4.50	3.00	4.50	1	293	3.51	Suppressed, distorted and rising from stream embankment.	Review regarding retention context.	M	C2
179	Ash (<i>Fraxinus excelsior</i>)	E/M	F	15.00	2.00	6.00	5.00	5.00	4.00	3	462	5.54	Triple stemmed from near bank top position. Of dubious quality other than as part of woodland under-storey.	Review regarding retention context.	M	C2
180	Ash (<i>Fraxinus excelsior</i>)	M	F/P	13.00	1.00	6.00	7.00	4.00	4.00	3	477	5.73	Diverging stems are of poor quality. Ill-suited to retention as part of woodland under-storey.		S	C2
181	Ash (<i>Fraxinus excelsior</i>) Group	M/A	F/P	15.00	1.50	6.00	5.00	4.00	6.00	5	535	6.42	Multiple groups of multiple stems combined to create a broader crown form. Lower north eastern side sustained notable mechanical damage. Much of crown is obscure by dense Ivy cover.	Review with regard retention context.	S	C2
182	Ash (<i>Fraxinus excelsior</i>)	M	G/F	17.00	2.00	7.00	6.00	6.00	7.00	1	493	5.92	Large dominating specimen arising from bank top position. Is heavily obscured by dense Ivy cover and supports notable imbalance to north.	Cut Ivy and re-evaluate.	M	B2
183	Ash (<i>Fraxinus excelsior</i>)	E/M	F	13.00	5.00	5.00	2.00	2.00	4.00	1	236	2.83	Suppressed and drawn-up but maintaining reasonable vigour.		M	C2

No.	Species	Age	Con	Ht.	CH	N	E	S	W	Stem	Dia.	RPA	Structural condition	PMR	Yrs.	Cat
184	Ash (<i>Fraxinus excelsior</i>) Group	E/M	F/P	12.00	1.00	4.50	3.00	2.00	4.00	4	430	5.16	Suppressed, distorted and arising as multi-stem suckers, possible soccer regeneration from previous stump. Is of dubious mechanical form.	Review regarding retention context.	S	C2
185	Ash (<i>Fraxinus excelsior</i>)	M/A	F	15.00	2.50	4.50	5.00	3.00	3.00	1	385	4.62	Suppressed and distorted but maintaining reasonable vigour. Supports notable Ivy on principal stem and middle crown.	Review regarding retention context cut Ivy.	M	B2
186	Ash (<i>Fraxinus excelsior</i>)	E/M	F	14.00	3.00	5.00	3.00	5.00	5.00	1	430	5.16	Multi-stem from near ground level raising concerns with regard mechanical integrity in later life. To be of typically poor quality and ill-suited to retention and as part of woodland under-storey.	Review with regard to retention context.	S	C2
187	Ash (<i>Fraxinus excelsior</i>)	M/A	P	9.00	0.00	7.00	5.00	3.00	3.00	1	462	5.54	Once larger tree sustained chronic partial collapse with only small number of suckers arising from base. Unsuitable for retention.	Remove.	N/A	U
188	Sycamore (<i>Acer pseudoplatanus</i>)	S/M	P	7.00	0.00	3.00	4.00	2.00	2.50	1	175	2.10	A young sucker having sustained widespread bark damaged as result of grey squirrel feeding. Ill-suited to retention.		S	C2
189	Ash (<i>Fraxinus excelsior</i>)	E/M	F	11.00	2.50	3.50	1.00	2.00	4.00	2	261	3.13	Suppressed and distorted whip comprising typical element of woodland under-storey.	Review you with regard retention context.	M	C2
190	Ash (<i>Fraxinus excelsior</i>)	E/M	F	12.00	2.00	5.00	5.00	2.00	3.00	1	267	3.21	Multi-stemmed and arising from bank side position. Comprises typical element of woodland under-storey.	Review regarding retention context.	M	C2
191	Ash (<i>Fraxinus excelsior</i>)	E/M	P	12.00	4.00	3.00	2.00	2.50	3.00	1	204	2.44	Drawn-up and whip like arising from bank side position.	Review regarding retention context.	M	C2
192	Ash (<i>Fraxinus excelsior</i>)	S/M	F	9.00	2.00	0.00	4.00	5.50	1.00	1	201	2.41	Suppressed and heavily unbalanced to south cross stream.	Review regarding retention context.	M	C2

No.	Species	Age	Con	Ht.	CH	N	E	S	W	Stem	Dia.	RPA	Structural condition	PMR	Yrs.	Cat
193	Ash (<i>Fraxinus excelsior</i>) Group	E/M	F/P	14.00	1.50	5.00	2.00	4.00	4.00	4	430	5.16	Multi-stemmed and arising from stream bank top. Of dubious quality other than as part of woodland under-storey.	Review regarding retention context.	M	C2
194	Ash (<i>Fraxinus excelsior</i>)	E/M	F/P	14.00	2.00	4.50	3.00	3.00	3.00	1	306	3.67	Drawn-up and whip like arising from bank top position. Multi-stemmed format raises some concern regarding sustainability.	Review regarding retention context.	M	C2
195	Common Alder (<i>Alnus glutinosa</i>)	M/A	F	17.00	5.00	4.00	3.00	5.00	3.00	2	439	5.27	Multi-stemmed from ground level and arising from bank base position. Review regarding retention context.		L	B2
196	Ash (<i>Fraxinus excelsior</i>) Group	M/A	F	16.00	2.00	5.00	4.00	5.00	3.00	4	535	6.42	Multi-stemmed from ground level and of suckering form.	Review regard to retention context.	M	C2
197	Sycamore (<i>Acer pseudoplatanus</i>)	E/M	F/P	10.00	3.00	4.00	4.00	3.00	4.00	1	207	2.48	Young and vigorous but has sustained extensive damage through grey squirrel feeding.	Review regarding retention context.	S	C2
198	English Elm (<i>Ulmus minor</i>)	E/M	F	13.00	4.00	4.00	3.00	2.00	2.00	1	210	2.52	Drawn-up and whip-like, of variable crown vigour raising concerns with regard to susceptibility to Dutch Elm disease.	Review regularly.	M	C2
199	English Elm (<i>Ulmus minor</i>)	E/M	F	15.00	6.00	3.00	3.00	3.00	3.00	1	229	2.75	Drawn-up and whip like, is maintaining reasonable vigour at this time but may be susceptible to Dutch Elm disease.	Review regularly.	M	B2
200	Aspen (<i>Populus tremula</i>)	M/A	F	16.00	2.00	2.00	3.50	5.00	3.00	1	306	3.67	Slightly unbalanced to south and arising from bank top position.	Review with regard retention context.	L	B2
201	English Elm (<i>Ulmus minor</i>)	E/M	P	12.00	2.50	2.50	2.50	2.00	2.00	1	220	2.64	This affected by Dutch Elm disease.	Remove.	N/A	U
202	Sycamore (<i>Acer pseudoplatanus</i>)	E/M	F	12.00	3.00	2.00	4.00	5.00	3.00	1	299	3.59	Slightly suppressed but maintaining reasonable vigour and vitality.	Review regarding retention context.	M	C2

No.	Species	Age	Con	Ht.	CH	N	E	S	W	Stem	Dia.	RPA	Structural condition	PMR	Yrs.	Cat
203	Sycamore (<i>Acer pseudoplatanus</i>)	E/M	F	12.00	3.00	3.00	3.00	5.00	3.00	1	299	3.59	Suppressed but maintaining reasonable vigour and vitality.	Review with regard retention context.	M	B2
204	Ash (<i>Fraxinus excelsior</i>)	E/M	F/P	11.00	1.00	2.00	4.00	5.00	1.00	1	274	3.29	Chronically distorted as result of suppression. Considered to be of dubious retention merit other than as part of woodland thicket.	Review with regard retention context.	S	C2
205	English Elm (<i>Ulmus minor</i>)	E/M	G/F	13.00	2.00	3.00	3.00	4.00	2.50	1	283	3.40	Young and vigorous but susceptible to attack by Dutch Elm disease.	Review regularly.	M	B2
206	English Elm (<i>Ulmus minor</i>)	E/M	G/F	11.00	2.50	2.50	2.50	2.50	2.50	1	216	2.60	Young and vigorous but susceptible to attack by Dutch Elm disease.	Review regularly.	M	C2
207	Sycamore (<i>Acer pseudoplatanus</i>)	S/M	P	8.00	1.50	2.00	2.50	4.00	4.00	1	207	2.48	Suppressed, distorted and damaged as result of grey squirrel feeding.	Review with regard retention context.	S	C2
208	Sycamore (<i>Acer pseudoplatanus</i>) Ash (<i>Fraxinus excelsior</i>) Group	E/M	P	7.00	0.00	2.00	4.00	4.00	4.00	1	398	4.77	Suppressed multi-stemmed, thicket like group arising from bank top position. Of dubious retention merit.	Review with regard retention context.	S	C2
209	Ash (<i>Fraxinus excelsior</i>)	E/M	P	9.00	1.00	3.00	4.00	4.00	4.00	1	493	5.92	Arises as multi-stem suckers from what appears to be the stump of previous tree. Mechanically poor.	Review with regard retention context.	S	C2
210	Ash (<i>Fraxinus excelsior</i>)	E/M	P	9.00	0.00	8.00	6.00	6.00	4.00	1	589	7.07	Multi-stemmed from ground level and of suckering form suggesting regeneration from a stump previous tree. Is considered mechanically poor and ill-suited to retention part of woodland thicket.	Review with regard to retention context.	S	C2

No.	Species	Age	Con	Ht.	CH	N	E	S	W	Stem	Dia.	RPA	Structural condition	PMR	Yrs.	Cat
211	Sycamore (<i>Acer pseudoplatanus</i>)	M/A	F	14.00	1.00	5.00	6.50	6.00	6.00	1	583	6.99	Multi-stem from low level west concern regarding mechanical integrity. General vigour and vitality is good. Comprises typical element of woodland under-storey.	Review regularly.	M	C2
212	Sycamore (<i>Acer pseudoplatanus</i>)	E/M	P	8.00	0.00	1.00	2.50	4.00	4.50	3	366	4.39	Multi-stemmed and damaged as result of grey squirrel feeding in early life. Of dubious retention merit. Other than as part of woodland under-storey.	Review regularly	S	C2
213	English Elm (<i>Ulmus minor</i>)	M/A	G/F	16.00	3.00	3.00	2.50	5.00	4.50	1	392	4.70	Strong apparently healthy specimen. Would be predisposed to attack by Dutch Elm disease.	Review regularly.	M	B2
214	English Elm (<i>Ulmus minor</i>)	M/A	F	5.00	1.00	2.00	4.00	6.00	4.00	1	369	4.43	One-sided and unbalanced to south as a result of suppression. Principal stems what extensive Ivy cover. May be susceptible to Dutch Elm disease.	Review regularly.	M	B2
215	Sycamore (<i>Acer pseudoplatanus</i>)	E/M	F/P	13.00	0.00	5.00	5.00	6.00	7.00	1	589	7.07	A suckering group comprising numerous individual stems. Is of poor quality and dubious sustainability.	Review regularly.	M	C2
216	Ash (<i>Fraxinus excelsior</i>)	M	P	13.00	0.00	6.00	4.00	5.00	3.00	1	462	5.54	Wholly distorted suckering group of poor form that appears to have sustained partial collapse in past. Is of dubious retention merit of as part of woodland thicket.	Review regularly.	S	C2
217	Ash (<i>Fraxinus excelsior</i>)	E/M	F/P	13.00	3.00	4.00	3.00	2.00	4.00	1	430	5.16	Multi-stemmed group arising from stream embankment. Is of poor quality and dubious retention merit of land as part of woodland under-storey.	Review regularly.	S	C2

No.	Species	Age	Con	Ht.	CH	N	E	S	W	Stem	Dia.	RPA	Structural condition	PMR	Yrs.	Cat
218	Common Alder (<i>Alnus glutinosa</i>)	E/M	F/P	14.00	0.00	5.00	4.00	5.00	4.00	9	477	5.73	Multiple suckering group to arise from bank top position to create broader crown form. Is of poor quality and of dubious retention merit other than as part of woodland under-storey.	Review regularly.	S	C2
219	Ash (<i>Fraxinus excelsior</i>)	M/A	F	15.00	2.00	8.00	7.00	7.00	4.00	1	490	5.88	Multi-stemmed from ground level raising some concern regarding mechanical integrity. General vigour and vitality remains good. Has developed broadly spreading crown form.	Review with regard retention context.	M	B2
220	Sycamore (<i>Acer pseudoplatanus</i>)	E/M	F	9.00	1.50	4.00	3.00	3.50	4.00	1	293	3.51	Young and apparently vigorous, comprising element of broader woodland under-storey.	Cut Ivy and review regularly.	M	C2
221	Common Alder (<i>Alnus glutinosa</i>)	E/M	G/F	12.00	0.00	5.00	3.00	4.00	4.00	5	500	6.00	Heavily affected by weir bypass excavations. Unsuitable for retention.	Remove	N/A	U
223	English Elm (<i>Ulmus minor</i>)	E/M	D	10.00	2.50	2.50	2.50	2.50	2.50	1	271	3.25	Completely dead, killed by Dutch Elm disease.	Remove.	N/A	U
229	Oak (<i>Quercus robur</i>)	M	F	20.00	2.00	7.00	6.00	5.00	5.00	1	611	7.33	Slightly suppressed as result of proximity to near neighbours. Vigour and vitality is fair but variable with small diameter twiggy dead-wood in evidence about crown apex. Trees located less than 0.50 m from tarmacadam access drive.	Review regarding retention context. Consider cleaning out.	L	B2
230	Beech (<i>Fagus sylvatica</i>)	M	G/F	20.00	4.00	6.00	4.00	4.00	5.00	1	490	5.88	Notably suppressed but nonetheless maintained good vigour and vitality. Supports minor imbalance to north.	Review regarding retention context.	L	B2
231	Sycamore (<i>Acer pseudoplatanus</i>)	M	G/F	19.00	2.00	5.00	6.00	7.00	5.00	1	834	10.01	A large and apparently still vigorous specimen supporting some dead-wood. Consider cleaning out.	Review regarding retention context.	L	B2

No.	Species	Age	Con	Ht.	CH	N	E	S	W	Stem	Dia.	RPA	Structural condition	PMR	Yrs.	Cat
232	Horse Chestnut (<i>Aesculus hippocastanum</i>)	M	F	20.00	0.00	4.00	4.50	4.00	3.00	1	748	8.98	Entire tree supports minor imbalance to east. Tree appears to be in state of ongoing decline with extensive slime fluxing indicating bark necrosis at lower levels. Tree is unlikely to prove sustainable beyond short-term.	Review regarding retention context possible need for crown reduction works. Review regularly.	S	C2
233	Horse Chestnut (<i>Aesculus hippocastanum</i>)	M	F	21.00	2.00	2.00	7.00	7.00	5.00	1	719	8.63	Substantially one-sided and typically unbalanced to south east. Vigour and vitality is fair but variable, with evidence of possible crown thinning about apex. Appears to be subject to bark lesions near ground level. May be ill-suited to retention in isolation after loss of 232.	Review regarding retention context and on regular basis.	S	C2
234	Wych Elm (<i>Ulmus glabra</i>)	E/M	G/F	12.00	0.00	4.50	6.00	6.00	4.00	1	366	4.39	2 close proximity stems combining to overhang lake edge. Vigour and vitality is good at this time though concerns exist with regard to predisposition towards attack by Dutch Elm disease.	Review with regard to retention context and on regular basis.	M	B2
235	Beech (<i>Fagus sylvatica</i>)	M	G/F	24.00	2.00	7.00	6.00	4.00	5.00	1	707	8.48	Large specimen supporting minor imbalance to north. General vigour and vitality appear good at this time.	Review regarding retention context.	L	B1-2
236	Beech (<i>Fagus sylvatica</i>)	M/A	F	22.00	6.00	2.00	5.00	5.00	2.00	1	417	5.00	A drawn-up and spindly specimen. Vigour and vitality remains good though form would raise concern if retained in isolation or in an exposed aspect.	Review regarding retention context.	L	B1-2
237	Beech (<i>Fagus sylvatica</i>)	E/M	P	11.00	2.00	3.00	4.50	4.50	4.50	1	293	3.51	Has lost apex and is affected by chronic stem decay and bark necrosis. Is unsuitable for retention.	Remove.	N/A	U
238	Beech (<i>Fagus sylvatica</i>)	M	G/F	24.00	1.75	5.00	6.00	4.00	4.50	1	484	5.81	A tall and drawn-up specimen of typically good vigour and vitality. Form may affect suitability for retention in isolation or if exposed.	Review regarding retention context.	L	B1-2

No.	Species	Age	Con	Ht.	CH	N	E	S	W	Stem	Dia.	RPA	Structural condition	PMR	Yrs.	Cat
239	Beech (<i>Fagus sylvatica</i>)	M	F	21.00	1.00	4.00	4.00	5.00	5.00	1	477	5.73	Exhibiting evidence of partial chlorosis and possible early crown thinning raising concerns with regard to sustainability.	Review regular basis with regard to evidence of deterioration and ongoing suitability for retention.	M	C2
240	Holly (<i>Ilex aquifolium</i>)	M	F	7.00	1.00	3.00	3.00	3.00	3.00	1	229	2.75	Located beside large decaying stump. Supports Ivy cover but appears be maintaining reasonable vigour.		L	B2
241	Beech (<i>Fagus sylvatica</i>)	M	F/P	22.00	6.00	2.00	1.0	8.00	8.00	1	716	8.59	Large specimen supporting notable imbalance to south west. Vigour and vitality is below that expected retrieve this age and stem is affected by limb loss of wound and subsequent decay at 2.0 m on south-eastern side. Limited retention may be possible dependent upon context.	Review regarding retention context.	S	C1-2
242	Beech (<i>Fagus sylvatica</i>)	M	G/F	22.00	2.50	6.00	3.00	3.00	4.00	1	449	5.39	A tall and drawn-up specimen supporting notable imbalance to north, across driveway. Vigour and vitality remains good. Form may undermine suitability of retention if exposed or isolated.	Review regarding retention context.	L	B1-2
243	Beech (<i>Fagus sylvatica</i>)	M	P	23.00	2.00	7.00	4.00	5.00	5.00	1	662	7.95	Large slightly one-sided specimen with minor imbalance to north. Lower stem support extensive lesion now extensively colonised by posture liner raising concern with regard to tree safety and predisposition towards fracture and failure. Limited retention may be afforded by formative pruning though this would be context dependent.	Consider early removal.	N/A	U

No.	Species	Age	Con	Ht.	CH	N	E	S	W	Stem	Dia.	RPA	Structural condition	PMR	Yrs.	Cat
244	Beech (<i>Fagus sylvatica</i>)	M	F	23.00	6.00	6.00	4.00	4.00	4.00	1	611	7.33	A tall and drawn-up specimen compromised by development of compression fork at 4.00 m that may predispose tree to impromptu failure, particularly if exposed or isolated. Concern exists with regard to loss of questionable likely loss of neighbouring tree. Retention will be context dependent and may require structural pruning.	Review regarding retention context.	M	C1-2
245	Beech (<i>Fagus sylvatica</i>)	M	F/P	20.00	3.00	5.00	3.00	4.00	4.00	1	490	5.88	Squat a notably suppressed specimen, divided at 1.50m with recessive stem supporting extensive bark damage and localised decay. Spindly form would raise concern in respect of retention in isolation or if exposed.	Review regarding retention context.	M	C2
246	Beech (<i>Fagus sylvatica</i>)	M/A	F	17.00	4.00	6.00	3.00	3.50	4.00	1	347	4.16	Suppressed and notably unbalanced to north. Appears to be maintaining good general vigour and vitality at this time.	Review regarding retention context.	M	B2
247	Beech (<i>Fagus sylvatica</i>)	M/A	D	13.00	3.00	1.00	1.00	2.00	1.00	1	401	4.81	Completely dead and in need of removal.	Remove.	N/A	U
248	Beech (<i>Fagus sylvatica</i>)	M	G/F	23.00	2.00	6.00	4.00	5.00	5.00	1	684	8.21	Relatively large, dominating end of the line specimen of apparently good vigour and vitality.	Review with regard retention context.	L	B1-2
249	Beech (<i>Fagus sylvatica</i>)	M/A	F	18.00	4.00	3.00	4.00	3.00	5.00	1	385	4.62	Slightly suppressed but maintaining good general vigour and vitality. Lower stem wound raises some concern with regard to possible localised decay.	Review regarding retention context.	M	C2

No.	Species	Age	Con	Ht.	CH	N	E	S	W	Stem	Dia.	RPA	Structural condition	PMR	Yrs.	Cat
250	Beech (<i>Fagus sylvatica</i>)	M	F	26.00	2.00	6.00	7.00	6.00	5.50	1	611	7.33	Large and generally dominating specimen of variable crown vigour with evidence of decline and crown apex death. Cause is not apparent at this time and lower crown appears be maintaining reasonable vigour. Concerns exist with regard to sustainability.	Review regarding retention context and on regular basis thereafter	M	C1-2
251	Oak (<i>Quercus robur</i>)	M	F	24.00	4.00	4.00	5.00	5.00	7.00	1	891	10.70	Distorted and suppressed, presumably as result of proximity to near neighbour but also apparently as a result of limb loss. Vigour and vitality is fair but variable with substantial dead-wood in evidence throughout crown. Principal stem supports notable Ivy cover.	Cut Ivy and consider crown reduction works with cleaning out. Review regularly.	M	C1-2
252	Common Yew (<i>Taxus baccata</i>)	E/M	P	9.00	2.00	3.50	3.50	3.00	4.50	1	271	3.25	Chronically suppressed and almost completely smothered with Ivy. Supports only limited viable crown elements. Is considered to be of dubious retention merit.	Cut Ivy and re-evaluate.	S	C2
253	Beech (<i>Fagus sylvatica</i>)	M	G/F	22.00	2.50	7.00	6.00	5.00	5.00	1	681	8.17	Large dominating specimen located directly adjoining entrance drive. Vigour and vitality is fair but fractionally below that expected retrieve this age.	Review regularly.	M	B2
254	Sycamore (<i>Acer pseudoplatanus</i>)	E/M	P	7.00	1.75	1.00	3.00	4.50	3.00	1	197	2.37	Suppressed, unbalanced to south and has lost apex to grey squirrel feeding damage. Is of dubious retention merit but presents limited threat at present.		S	C2
257	Sycamore (<i>Acer pseudoplatanus</i>) Group	E/M	G/F	10.00	1.50	5.00	4.00	3.00	5.00	3	398	4.77	Multi-stemmed community arising from northern edge of pond. Asserts immense potential for ongoing growth.		L	B2

No.	Species	Age	Con	Ht.	CH	N	E	S	W	Stem	Dia.	RPA	Structural condition	PMR	Yrs.	Cat
258	Sycamore (<i>Acer pseudoplatanus</i>) Group	E/M	G/F	10.00	2.00	4.50	3.00	5.00	4.00	1	366	4.39	Suppressed and distorted but maintaining reasonable vigour and vitality.	Review regularly.	L	B2
259	Sycamore (<i>Acer pseudoplatanus</i>)	E/M	F	9.00	3.00	0.00	2.00	4.00	1.00	1	274	3.29	Suppressed and unbalanced to south but maintaining reasonable vigour and vitality. Only suitable for retention as part of broader thicket like group.		M	C2
260	Sycamore (<i>Acer pseudoplatanus</i>)	E/M	F	10.00	1.00	5.00	4.00	3.00	4.00	3	366	4.39	Multi-stemmed community arising from Lake edge position.	Review regularly.	L	B2
261	Sycamore (<i>Acer pseudoplatanus</i>)	E/M	G/F	11.00	1.50	4.50	5.00	4.50	1.00	1	350	4.20	Suppressed one-sided as result proximity to near neighbours. Is maintaining generally good vigour and vitality but supports notable Ivy cover.	Cut Ivy and review with regard retention context.	L	B2
262	Beech (<i>Fagus sylvatica</i>)	E/M	F/P	14.00	2.00	7.00	3.00	1.00	4.00	1	293	3.51	Heavily suppressed and distorted, unbalanced to north. Crown apex exhibit evidence of twiggy decline suggesting limited sustainability.	Review regard to retention context.	S	C2
263	Beech (<i>Fagus sylvatica</i>)	M	F/P	15.00	1.00	7.00	6.00	6.00	6.00	1	516	6.19	A broad and spreading specimen damaged by collapse of nearby larch. Crown appears to sustain both evidence of prior dieback and mechanical damage.	Clean-out remove debris to facilitate re-evaluation.	M	C2
264	Beech (<i>Fagus sylvatica</i>)	M/A	G/F	16.00	1.50	7.00	5.00	6.00	6.00	1	579	6.95	Twin stem from near ground level. General vigour and vitality appears fair with only minimal Ivy development on principal stems.	Review regarding retention context.	L	B2
265	Horse Chestnut (<i>Aesculus hippocastanum</i>)	M	F	17.00	3.00	4.00	3.00	8.00	8.00	1	748	8.98	Heavily suppressed and notably unbalanced to south-west. General vigour and vitality appears fair. Principal stem supports notable Ivy cover.	Cut Ivy and re-evaluate. Consider cleaning out.	M	C2

No.	Species	Age	Con	Ht.	CH	N	E	S	W	Stem	Dia.	RPA	Structural condition	PMR	Yrs.	Cat
266	Horse Chestnut (<i>Aesculus hippocastanum</i>)	M	P	22.00	1.00	7.00	6.00	9.00	6.00	1	961	11.54	A particularly large and aged specimen of reduced vigour, chlorosis and evidence of dieback about higher crown all of which suggest particularly limited longevity sustainability.	Review with regard retention context and potential/suitability for limited retention on foot of structural pruning works.	S	C2
267	Beech (<i>Fagus sylvatica</i>)	M	F	22.00	2.50	9.00	8.00	9.00	7.00	1	926	11.12	A particularly large and aged specimen of reduced vigour and evidence of early decline and dieback about crown apex. Sustainability appears questionable and limited.	Cut Ivy and review regard retention context.	M	C1-2
268	Beech (<i>Fagus sylvatica</i>)	E/M	F	9.00	1.50	5.00	4.50	4.50	2.00	1	226	2.71	A young and still vigorous specimen heavily suppressed as result of position beneath canopy of larger neighbour. Tree remains vigorous but sustainability is questionable.		M	B2
269	Crack Willow (<i>Salix fragilis</i>)	E/M	P	6.00	0.00	5.00	4.50	1.00	4.00	1	258	3.09	Suffering from widespread anthracnose attack and is of reduced vigour. Disease attack may prove seasonal.	Review regularly.	S	C2
270	Horse Chestnut (<i>Aesculus hippocastanum</i>)	M	F	19.00	1.50	6.00	7.00	7.00	6.00	1	748	8.98	A relatively large specimen exhibiting evidence of chlorosis and crown thinning particularly about crown apex.	Review on regular basis with regard to ongoing deterioration in suitability for retention.	M	C2
271	Common Yew (<i>Taxus baccata</i>)	M/A	P	7.00	1.50	6.00	3.50	5.00	4.50	1	522	6.26	Heavily suppressed, distorted and retaining limited foliage mass at this time. Extent of decline is likely to prove irretrievable.	Review regularly regarding ongoing suitability for retention.	N/A	U

No.	Species	Age	Con	Ht.	CH	N	E	S	W	Stem	Dia.	RPA	Structural condition	PMR	Yrs.	Cat
272	Beech (<i>Fagus sylvatica</i>)	M	F/P	21.00	1.50	7.00	8.00	8.00	6.00	1	732	8.79	Large specimen exhibiting evidence of decline and deterioration about crown apex. Principal stem is adjoined by all decaying stump to south-west suggesting possible transfer of pathogen.	Review regard to retention context and on regular basis thereafter regarding suitability for retention.	M	C2
273	Ash (<i>Fraxinus excelsior</i>)	M/A	P	17.00	1.50	6.00	5.00	0.00	6.00	2	589	7.07	Triple stemmed from near ground level with recessive stem affected by in a notice. Removal of affected stem may allow for limited retention though sustainability is considered limited and poor.	Remove affected stem, cut Ivy and review regular basis regarding ongoing suitability for retention.	S	C2
274	Austrian Pine (<i>Pinus nigra</i>)	M	F	20.00	3.00	3.00	4.50	4.00	3.00	1	516	6.19	Tall, drawn-up with limited high crown in keeping with species form. Vigour and vitality is fair but below that expected retrieve this age. Principal stem supports extensive Ivy cover.	Cut Ivy and re-evaluate.	M	C2
275	Sycamore (<i>Acer pseudoplatanus</i>)	M/A	F	14.00	1.00	5.00	4.50	5.00	4.00	1	420	5.04	Relatively young and still vigorous though suppressed as result of proximity to near neighbours.	Cut Ivy and review regularly.	L	B2
276	Beech (<i>Fagus sylvatica</i>)	M	G/F	20.00	2.00	4.50	5.00	6.00	6.00	1	748	8.98	Appears to be maintaining reasonable vigour and vitality at this time. Principal stem and middle crown supports notable Ivy cover.	Cut Ivy and re-evaluate.	L	B2
277	English Elm (<i>Ulmus minor</i>)	E/M	G/F	14.00	2.00	3.00	2.50	3.00	3.00	1	388	4.66	Heavily divided from near ground level. Current vigour and vitality remains good though tree will be predisposed to attack by Dutch Elm disease.	Review regularly.	M	B2
278	Beech (<i>Fagus sylvatica</i>)	M	G/F	19.00	1.50	7.00	5.50	5.00	5.00	1	493	5.92	Relatively young and still vigorous though supporting extensive Ivy cover on principal stem.	Cut Ivy and review regularly.	L	B2

No.	Species	Age	Con	Ht.	CH	N	E	S	W	Stem	Dia.	RPA	Structural condition	PMR	Yrs.	Cat
279	Beech (<i>Fagus sylvatica</i>)	M	F/P	24.00	1.50	8.00	5.00	2.00	4.50	1	719	8.63	Large specimen supporting pronounced imbalance to north, towards and over Lake edge. Vigour and vitality remains fair however lower stem has been fire damage with extensive bark necrosis in evidence. Higher crown vigour and vitality is already impaired. Tree should be considered as being of limited sustainability.	Review regarding retention context and on regular basis if retained.	N/A	U
280	Sycamore (<i>Acer pseudoplatanus</i>)	M/A	F/P	17.00	2.50	3.00	4.00	5.00	3.00	1	812	9.74	Vigour and vitality is below that expected retrieve this age with dead-wood noted about crown apex. Lower stem supports notable Ivy cover.	Cut Ivy and review regular basis with regard to continued deterioration and suitability for retention.	M	C2
281	Beech (<i>Fagus sylvatica</i>)	M	D	8.00	3.00	1.00	4.00	1.00	0.00	1	430	5.16	A partially burnt stump in a state of imminent collapse.	Remove immediately.	N/A	U
282	English Elm (<i>Ulmus minor</i>)	S/M	F	8.00	2.00	2.00	1.00	3.00	2.00	1	175	2.10	Suppressed, distorted, comprising a natural element of regeneration. May be subject to Dutch Elm disease attack.	Review regularly.	M	C2
283	English Elm (<i>Ulmus minor</i>)	E/M	G/F	12.00	2.00	2.00	4.50	4.00	2.00	1	207	2.48	Young and vigorous though susceptible to attack by Dutch Elm disease.	Cut Ivy and review regularly.	M	B2
284	Beech (<i>Fagus sylvatica</i>)	M	P	14.00	2.00	1.00	4.00	5.00	5.00	1	583	6.99	Affected by chronic decay near ground level with higher crown already dead. Unsuitable for retention.	Remove.	N/A	U

No.	Species	Age	Con	Ht.	CH	N	E	S	W	Stem	Dia.	RPA	Structural condition	PMR	Yrs.	Cat
285	Beech (<i>Fagus sylvatica</i>)	M	F	19.00	3.00	3.00	6.00	6.00	4.50	1	624	7.49	Suppressed and distorted as result of proximity to near neighbour. Arises from top of stone reinforced embankment. Vigour and vitality is fair though crown apex exhibit evidence of possible thinning. Principal stem supports extensive Ivy cover. Lower stem supports a number of substantial bark wound is now subject to surface decay.	Cut Ivy to facilitate better review in future. Review regularly.	M	C2
286	Beech (<i>Fagus sylvatica</i>)	M	G/F	22.00	3.00	5.00	5.00	3.00	4.50	1	506	6.07	Distorted as result of proximity to near neighbours. General vigour and vitality is fair though apex is evidence of possible thinning.	Cut Ivy and review regularly.	M	B1-2
287	Beech (<i>Fagus sylvatica</i>)	M	F	22.00	1.50	6.00	6.00	4.00	3.00	1	535	6.42	Distorted as result of proximity to near neighbours. Crown vigour and vitality is fair. Principal stem supports extensive Ivy cover.	Cut Ivy to facilitate better review in future.	M	B1-2
288	Monterey Cypress (<i>Cupressus macrocarpa</i>)	M	F	17.00	2.50	4.00	5.00	5.00	5.00	1	560	6.72	One-sided and suppressed as result of proximity to near neighbour. Appears to be maintaining reasonable vigour and vitality but raises concern with regard to sustainability.		M	C2
289	Monterey Cypress (<i>Cupressus macrocarpa</i>)	M	F	19.00	2.00	7.00	5.00	4.00	5.00	1	668	8.02	Appears be maintaining reasonable vigour and vitality but is heavily suppressed as result of proximity to near neighbour. Raises concerns with regard to sustainability.	Review regarding retention context.	M	C2
290	Beech (<i>Fagus sylvatica</i>)	M	F/P	26.00	2.00	10.00	9.00	7.00	8.00	1	1092	13.10	Large specimen with notable imbalance to north-east. Has now developed fruiting bodies and is affected by Ustulina. Tree is no longer suitable for retention.	Remove.	N/A	U

No.	Species	Age	Con	Ht.	CH	N	E	S	W	Stem	Dia.	RPA	Structural condition	PMR	Yrs.	Cat
291	Lime (<i>Tilia europea</i>)	M	G/F	23.00	0.00	7.00	7.00	7.00	7.00	1	907	10.89	A large specimen heavily divided at circa 5.00 m. General vigour and vitality appears good though combination of epicormic growth Ivy cover that prevents detailed visual appraisal of basal region.	Cut Ivy and remove basal suckers to facilitate back review.	L	B1-2
292	Lime (<i>Tilia europea</i>)	M	G/F	27.00	0.00	8.00	7.00	7.00	8.00	1	907	10.89	Large, heavily divided specimen of apparently good vigour and vitality. Combination of dense epicormic growth and Ivy cover prevents detailed visual appraisal.	Cut Ivy and remove basal suckers to facilitate better review.	L	B1-2
293	Beech (<i>Fagus sylvatica</i>)	M	P	22.00	1.50	9.00	8.00	8.00	9.00	1	939	11.27	A large specimen in a state of chronic decline with majority of crown already dead.	Remove.	N/A	U
294	Sycamore (<i>Acer pseudoplatanus</i>)	M	P	17.00	2.00	6.00	5.00	7.00	5.00	1	592	7.10	is suffering extensive decay lesion from ground level to, 3.00 m. Remove. Category are for remove. There is a you near the compound that is fair but Ivy-covered with 2 young sycamore's in front of it that are not much to write home about.	Cut Ivy and re-evaluate.	N/A	U
295	Common Yew (<i>Taxus baccata</i>)	M	G/F	16.00	1.50	5.00	5.00	5.00	5.00	1	844	10.12	Tall and columnar but apparently vigorous. Supports notable Ivy cover.	Cut Ivy and review	L	B2
296	Sycamore (<i>Acer pseudoplatanus</i>)	E/M	F	13.00	2.00	3.00	3.00	3.00	3.00	1	271	3.25	Young and naturally arising. Exhibits evidence of sectional crown dieback probably attributable to grey squirrel feeding.	Cut Ivy and re-evaluate.	M	C2

No.	Species	Age	Con	Ht.	CH	N	E	S	W	Stem	Dia.	RPA	Structural condition	PMR	Yrs.	Cat
297	Common Yew (<i>Taxus baccata</i>)	M	G/F	11.00	2.50	5.00	4.50	5.00	4.00	1	493	5.92	Notably suppressed but maintaining reasonable vigour particularly at higher levels.	Cut Ivy and re-evaluate.	L	B2
298	Holly (<i>Ilex aquifolium</i>)	M	P	5.00	0.00	1.50	2.50	4.00	2.00	1	271	3.25	Heavily suppressed with much of crown smothered by Ivy. Of dubious retention merit, other than as part of woodland thicket.	Cut Ivy.	S	C2
299	Monterey Cypress (<i>Cupressus macrocarpa</i>)	E/M	D	5.00	0.00	0.00	0.00	5.00	3.00	1	271	3.25	Partially collapsed in south westerly direction.	Remove.	N/A	U
300	Common Yew (<i>Taxus baccata</i>)	M/A	F	12.00	2.00	2.00	4.00	5.00	4.00	1	398	4.77	Suppressed, and show signs of minor crown thinning.	Review on annual basis.	M	B2
301	Sycamore (<i>Acer pseudoplatanus</i>)	E/M	F	12.00	2.00	5.00	3.00	3.00	5.00	1	344	4.13	Is of variable crown vigour with evidence of mechanical failure and localised dieback.	Cleanout and review on regular basis	M	C2
302	Copper Beech (<i>Fagus sylvatica</i> "Purpurea")	M/A	G/F	13.00	2.00	4.00	5.00	5.00	5.00	1	325	3.90	Suppressed at lower levels but maintaining good vigour and vitality. has suffered minor bark damage to buttress root zone.	Cut Ivy and re-evaluate.	L	B2
303	Leyland Cypress (<i>Cupressocyparis leylandii</i>)	M	F	18.00	1.50	3.00	5.00	5.00	5.00	1	598	7.18	Part of a suppressed and alignment. Is of dubious sustainability.		S	C2
304	Leyland Cypress (<i>Cupressocyparis leylandii</i>)	M	F	16.00	1.50	5.00	3.00	5.00	2.00	1	452	5.42	Notably suppressed with limited viable canopy. Is considered to be of dubious sustainability.		S	C2
305	Leyland Cypress (<i>Cupressocyparis leylandii</i>)	M	F	18.00	1.50	3.00	5.00	5.00	3.00	1	331	3.97	Is considered to be of dubious sustainability.		S	C2

No.	Species	Age	Con	Ht.	CH	N	E	S	W	Stem	Dia.	RPA	Structural condition	PMR	Yrs.	Cat
306	Leyland Cypress (<i>Cupressocypris leylandii</i>)	M	F/P	18.00	1.50	3.00	6.00	3.00	6.00	1	430	5.16	Suppressed and has developed fanlike crown profile. Has sustained notable mechanical failure. Is considered to be of dubious sustainability.		S	C2
307	Leyland Cypress (<i>Cupressocypris leylandii</i>)	M	F	18.00	1.50	3.00	5.00	5.00	5.00	1	598	7.18	Part of a suppressed and alignment. Is of dubious sustainability.		S	C2
308	Leyland Cypress (<i>Cupressocypris leylandii</i>)	M	F	19.00	2.00	4.00	6.00	3.00	4.00	1	493	5.92	Large specimen of apparently good vigour but dubious sustainability.		S	C2
309	Leyland Cypress (<i>Cupressocypris leylandii</i>)	M	F/P	18.00	2.00	4.00	6.00	4.00	5.00	1	493	5.92	Suppressed, distorted and of dubious sustainability.		S	C2
310	Leyland Cypress (<i>Cupressocypris leylandii</i>)	M	F/P	13.00	1.75	4.00	4.00	1.00	3.00	1	271	3.25	Heavily suppressed and unlikely to survive.	Review with regard to ongoing suitability for retention.	S	C2
311	Lime (<i>Tilia europea</i>)	M	G/F	20.00	0.00	4.00	5.00	7.00	6.00	1	624	7.49	Heavily suppressed at lower levels. Lower crown remains vigorous though general vigour loss and decline is evident about higher crown questioning longevity and sustainability.	Review with regard to retention context. Consider structural pruning for interim retention in conjunction with ongoing review.	L	C2
313	Horse Chestnut (<i>Aesculus hippocastanum</i>)	M	G/F	19.00	2.00	10.00	10.00	9.00	9.00	1	828	9.93	Large and spreading specimen of apparently good vigour. Crown supports dead-wood and evidence of localised storm damage. Principal stem supports extensive Ivy cover.	Cut Ivy and clean-out.	L	B2

No.	Species	Age	Con	Ht.	CH	N	E	S	W	Stem	Dia.	RPA	Structural condition	PMR	Yrs.	Cat
314	Lime (<i>Tilia europea</i>)	M	G/F	21.00	0.00	5.00	4.00	5.00	5.00	1	579	6.95	Tall and columnar specimen supporting extensive epicormic growth and Ivy cover that prevents detailed visual appraisal. General vigour and vitality appears good.	Cut Ivy and remove basal suckers to facilitate better review.	L	B2
315	English Elm (<i>Ulmus minor</i>)	M/A	G/F	16.00	3.00	4.00	3.00	5.00	3.00	1	334	4.01	Suppressed as result of proximity to near neighbours but maintaining good vigour. Concerns exist with regard to predisposition towards attack by Dutch Elm disease.	Cut Ivy and review regularly.	M	C2
316	English Elm (<i>Ulmus minor</i>)	M/A	G/F	16.00	2.50	4.00	3.00	5.00	4.50		385	4.62	Tall and drawn specimen of good vigour but supporting extensive Ivy cover. Concerns exist with regard to natural predisposition towards attack by Dutch Elm disease.	Cut Ivy and review regularly.	M	C2
317	English Elm (<i>Ulmus minor</i>)	E/M	P	13.00	1.50	0.00	2.00	5.00	4.00	1	207	2.48	In a state of chronic decline and dieback.	Remove.	N/A	U
318	Beech (<i>Fagus sylvatica</i>)	M	P	22.00	6.00	9.00	7.00	9.00	7.00	1	1000	11.99	A particularly large specimen of reduced vigour and supporting widespread infection of Ganoderma near ground level. Primary stem decay is assumed to be extensive. Risk of collapse is considered high.	Remove by Felling. Alternatively consider severe structural pruning for partial retention on ecological grounds.	N/A	U
319	Leyland Cypress (<i>Cupressocyparis leylandii</i>)	M	P	17.00	4.50	6.00	3.00	7.00	7.00	1	493	5.92	An end of line specimen that has sustained substantial mechanical failure. Is considered unsustainable.	Consider early removal.	N/A	U
320	Leyland Cypress (<i>Cupressocyparis leylandii</i>)	M	P	18.00	1.50	6.00	4.00	4.00	3.00	1	357	4.28	Has sustained substantial crown failure. Unsuitable for retention.	Remove.	N/A	U

No.	Species	Age	Con	Ht.	CH	N	E	S	W	Stem	Dia.	RPA	Structural condition	PMR	Yrs.	Cat
321	Leyland Cypress (<i>Cupressocyparis leylandii</i>)	M	F/P	18.00	1.50	7.00	6.00	5.00	3.00	1	452	5.42	Heavily suppressed and will become substantially exposed with loss of near neighbours. Is of dubious sustainability.	Consider early removal.	S	C2
322	Sycamore (<i>Acer pseudoplatanus</i>)	E/M	G/F	14.00	2.50	5.00	5.00	4.00	5.00	1	344	4.13	Suppressed and drawn-up, supporting extensive Ivy cover. General vigour and vitality is good.		L	B2
323	Lime (<i>Tilia europea</i>)	M	G/F	20.00	0.00	5.00	6.00	5.00	5.00	1	605	7.26	Tall and columnar, suppressed at lower levels but maintaining good vigour and vitality. Extensive Ivy cover and epicormic growth prevents detailed visual appraisal at this time.	Cut Ivy and cut back epicormic growth to facilitate better review.	L	B2
324	Beech (<i>Fagus sylvatica</i>)	E/M	F	14.00	3.00	5.50	4.00	1.00	4.00	1	216	2.60	Heavily suppressed and totally one-sided, unbalanced to north. Vigour and vitality remains reasonable. Is worthy of retention as part of woodland group.	Cut Ivy.	M	C2
325	Beech (<i>Fagus sylvatica</i>)	E/M	F	12.00	1.25	5.00	3.00	1.00	2.00	1	216	2.60	Heavily suppressed and distorted but maintaining reasonable vigour and vitality. Worthy of retention as part of woodland group.	Cut Ivy.	M	C2
326	Leyland Cypress (<i>Cupressocyparis leylandii</i>)	M	P	18.00	2.00	6.00	6.00	4.00	5.00	1	525	6.30	Suppressed and of line specimen of dubious sustainability. Has suffered lower stem fire damage with much of eastern crown dead.	Review regarding retention context.	N/A	U
327	Beech (<i>Fagus sylvatica</i>)	S/M	F/P	5.00	1.00	4.00	5.00	1.00	0.00	1	172	2.06	Heavily suppressed and distorted. Has sustained widespread squirrel feeding damage. Is of dubious sustainability.	Consider early removal.	N/A	U

No.	Species	Age	Con	Ht.	CH	N	E	S	W	Stem	Dia.	RPA	Structural condition	PMR	Yrs.	Cat
328	Leyland Cypress (<i>Cupressocyparis leylandii</i>)	M	F	20.00	2.00	2.00	7.00	6.00	2.00	1	567	6.80	Has suffered substantial lower crown wounding relating to storm damage and limb loss. Issue should be considered with regard to potential occurrence to adjoining trees.	Review regarding retention context.	N/A	U
329	Leyland Cypress (<i>Cupressocyparis leylandii</i>)	M	P	19.00	2.00	2.50	7.00	5.00	4.00	1	407	4.89	Has suffered chronic and extensive fire damage. Entire crown is in state of decline.	Remove.	N/A	U
330	Leyland Cypress (<i>Cupressocyparis leylandii</i>)	M/A	P	19.00	2.00	2.50	6.00	6.00	3.00	1	471	5.65	Has suffered substantial fire damage. Remove. Category are for remove.	Review regarding retention context.	N/A	U
331	Leyland Cypress (<i>Cupressocyparis leylandii</i>)	M/A	F	17.00	1.50	2.00	4.00	5.00	3.00	1	360	4.32	Suppressed made line specimen of dubious sustainability.	Review regarding retention context.	S	C2
332	Leyland Cypress (<i>Cupressocyparis leylandii</i>)	M	F	20.00	3.00	4.00	6.00	6.00	3.00	1	1159	13.90	Large specimen already exhibiting evidence of mechanical failure. Is of dubious sustainability.	Review regarding retention context.	S	C2
333	Leyland Cypress (<i>Cupressocyparis leylandii</i>)	E/M	P	9.00	2.00	1.00	4.00	5.00	1.00	1	280	3.36	Chronically distorted and unsuitable for retention.	Remove.	N/A	U
334	Sycamore (<i>Acer pseudoplatanus</i>)	S/M	P	9.00	0.00	3.00	3.00	0.00	3.00	4	261	3.13	Naturally arising sucker development directly adjoining wall footing. Is unsustainable.	Remove.	N/A	U
335	Sycamore (<i>Acer pseudoplatanus</i>)	E/M	F	9.00	1.00	3.00	2.50	3.00	3.50	1	293	3.51	Naturally arising suckering group of good vigour. Arises from disturbed ground.	Review regarding retention context.	M	C2

No.	Species	Age	Con	Ht.	CH	N	E	S	W	Stem	Dia.	RPA	Structural condition	PMR	Yrs.	Cat
336	Sycamore (<i>Acer pseudoplatanus</i>)	M	G/F	19.00	0.00	9.00	10.00	10.00	9.00	1	942	11.31	Particularly large and spreading specimen supporting extensive Ivy cover that prevents detailed visual appraisal at this time. General vigour and vitality appears good though tree has sustained ground disturbance to south and east.	Cut Ivy and clean-out.	L	B2
337	Sycamore (<i>Acer pseudoplatanus</i>)	S/M	F/P	8.00	1.00	3.00	2.00	2.00	2.00	1	175	2.10	Part of a suckering mass. Is of poor quality and dubious sustainability.	Review regarding retention context.	S	C2
338	Ash (<i>Fraxinus excelsior</i>)	S/M	G/F	10.00	5.00	3.00	2.50	2.00	3.00	1	194	2.33	Tall and columnar and apparently good vigour. Supports extensive Ivy cover.	Cut Ivy and review with regard retention context.	L	B2
339	Sycamore (<i>Acer pseudoplatanus</i>)	M	F	13.00	1.00	5.00	4.50	4.00	4.00	1	385	4.62	Arising from position directly adjoining path. Lower crown has sustained notable prior mechanical damage. Tree supports extensive Ivy cover and is of a form suggests if of arising as sucker regeneration from a previous tree.	Cut Ivy and re-evaluate.	M	C2
340	Portuguese Laurel (<i>Prunus lusitanica</i>)	M	F	5.00	0.00	4.00	3.50	3.00	4.50	1	290	3.48	Suppressed distorted but maintaining reasonable vigour and vitality.	Review with regard retention context.	M	C2
341	Monterey Cypress (<i>Cupressus macrocarpa</i>)	M	F	19.00	6.00	3.00	8.00	11.00	6.00	1	987	11.84	Large specimen supporting extensive imbalance to south raising concerns with regard to stability. Crown supports substantial dead-wood and evidence of mechanical failure. Tree raises issues with regard to management and sustainability.	Review regarding retention context.	S	C2
342	Sycamore (<i>Acer pseudoplatanus</i>)	E/M	F/P	9.00	1.00	4.00	6.00	6.00	2.00	1	430	5.16	Heavily suppressed and distorted. Is of dubious retention merit as part of woodland group.	Review regarding retention context.	M	C2

No.	Species	Age	Con	Ht.	CH	N	E	S	W	Stem	Dia.	RPA	Structural condition	PMR	Yrs.	Cat
343	Wych Elm (<i>Ulmus glabra</i>)	E/M	P	5.50	1.00	0.00	5.00	9.00	2.00	1	382	4.58	Chronically unbalanced to south raising concerns with regard to stability. Is considered unsuitable for retention other than as part of woodland thicket.		M	C2
344	Ash (<i>Fraxinus excelsior</i>)	E/M	P	7.00	4.00	0.00	2.00	8.00	4.00	1	236	2.83	Chronically unbalanced to south raising concerns with regard to sustainability. Will be Unsuitable for retention of the land as part of woodland thicket.		S	C2
345	Sycamore (<i>Acer pseudoplatanus</i>)	E/M	F/P	12.00	2.00	0.00	5.00	8.00	5.00	1	366	4.39	Wholly one-sided and unbalanced to south raising concerns regarding stability. Is of poor quality and would be ill-suited to retention other than as part of woodland group.		S	C2
346	Monterey Cypress (<i>Cupressus macrocarpa</i>)	M	F/P	18.00	3.00	2.00	2.00	6.00	2.00	1	382	4.58	Is of poor quality and would be ill-suited to retention other than as part of woodland group.		S	C2
347	Monterey Cypress (<i>Cupressus macrocarpa</i>)	M	F/P	18.00	3.00	2.00	2.00	5.00	2.00	1	528	6.34	Affected by partial collapse of limbs from adjoining Austrian pine.		S	C2
348	Monterey Cypress (<i>Cupressus macrocarpa</i>)	M	P	13.00	2.50	0.00	2.00	9.00	4.00	1	407	4.89	Chronically unbalanced and ill-suited to retention.		S	C2
349	Monterey Cypress (<i>Cupressus macrocarpa</i>)	M	P	18.00	2.50	2.00	2.00	10.00	6.00	1	452	5.42	Chronically unbalanced to south raising concerns with regard to structural integrity and sustainability.	Consider early removal.	N/A	U
350	Monterey Cypress (<i>Cupressus macrocarpa</i>)	M	P	20.00	2.50	4.00	5.00	8.00	4.00	1	774	9.28	Heavily divided and has already suffered chronic mechanical failure of northern stem. Unsuitable for retention.	Remove.	N/A	U
351	Monterey Cypress (<i>Cupressus macrocarpa</i>)	M	P	20.00	2.00	7.00	3.00	5.00	6.00	1	764	9.17	Has suffered extensive storm damage and lower crown fire damage.	Remove	N/A	U

No.	Species	Age	Con	Ht.	CH	N	E	S	W	Stem	Dia.	RPA	Structural condition	PMR	Yrs.	Cat
352	Monterey Cypress (<i>Cupressus macrocarpa</i>)	M	F/P	19.00	2.00	4.00	4.00	8.00	5.00	1	723	8.67	Notably unbalanced to south. Is of dubious sustainability.	Review regarding retention context.	S	C2
353	Sycamore (<i>Acer pseudoplatanus</i>)	E/M	D	12.00	2.00	2.00	2.00	4.00	4.00	1	175	2.10	Completely dead and in need of removal.	Remove.	N/A	U
354	Monterey Cypress (<i>Cupressus macrocarpa</i>)	S/M	P										Collapsed	Remove.	N/A	U
355	Monterey Cypress (<i>Cupressus macrocarpa</i>)	M/A	F/P	13.00	6.00	3.00	5.00	2.50	2.00	1	344	4.13	Drawn-up with Ivy on principal stem. Suppressed as result of position beneath canopy of adjoining tree. Is of dubious sustainability.		S	C2
356	Wych Elm (<i>Ulmus glabra</i>)	E/M	F	9.00	1.00	5.00	5.00	3.00	2.00	1	337	4.05	Squat and distorted as result of suppression by larger neighbours.	Cut Ivy and review regard retention context.	M	C2
357	Sycamore (<i>Acer pseudoplatanus</i>)	E/M	F	9.00	1.50	7.00	4.00	3.00	3.00	1	382	4.58	Heavily suppressed and unbalanced to north. Supports extensive Ivy cover. Is of dubious sustainability. As part of woodland flora.	Cut Ivy and review regard retention context.	M	C2
358	Ash (<i>Fraxinus excelsior</i>) Group	E/M	F/P	12.00	1.00	6.00	4.00	3.00	3.00	5	516	6.19	Multi-stemmed from ground level with one primary stem having failed and collapse to north. Is of poor quality and ill-suited to retention.	Consider early removal.	N/A	U
359	Monterey Cypress (<i>Cupressus macrocarpa</i>)	M	D	10.00	1.50	2.50	2.00	1.00	1.50	1	229	2.75	Completely dead and in need of removal.	Remove.	N/A	U
360	Monterey Cypress (<i>Cupressus macrocarpa</i>)	M	D	10.00	1.50	2.50	2.00	1.00	1.50	1	229	2.75	Completely dead and in need of removal.	Remove.	N/A	U
361	Monterey Cypress (<i>Cupressus macrocarpa</i>)	M	P										Collapsed	Remove.	N/A	U

No.	Species	Age	Con	Ht.	CH	N	E	S	W	Stem	Dia.	RPA	Structural condition	PMR	Yrs.	Cat
362	Monterey Cypress (<i>Cupressus macrocarpa</i>)	M	F	23.00	4.00	6.00	6.00	5.00	5.00	1	579	6.95	A particularly tall specimen with limited high crown. Tree is considered to be a dubious sustainability.	Review with regard retention context.	S	C2
363	Sycamore (<i>Acer pseudoplatanus</i>)	E/M	F	13.00	4.00	5.00	3.00	3.00	3.00	1	363	4.35	A suckering thicket like specimen comprising typical element of woodland under-storey.	Cut Ivy and review regard retention context.	M	C2
364	Sycamore (<i>Acer pseudoplatanus</i>)	E/M	F	9.00	1.50	5.00	3.00	1.00	3.00	1	328	3.93	Suppressed and distorted comprising a typical element of woodland under-storey. Is of dubious sustainability other than as part of woodland flora.	Cut Ivy and review regard retention context.	S	C2
365	Beech (<i>Fagus sylvatica</i>)	M	G/F	23.00	4.00	7.00	9.00	8.00	8.00	1	955	11.46	Particularly large specimen of apparently good vigour and vitality. Tree supports developing Ivy cover.	Cut Ivy and review regularly.	L	B2
366	Sycamore (<i>Acer pseudoplatanus</i>)	E/M	F	9.00	0.00	4.50	4.00	2.50	4.00	3	430	5.16	Multi-stemmed and thicket like group possibly arising as sucker regeneration from the stump of a previous tree. Is of dubious sustainability other than as part of woodland under-storey.	Cut Ivy and review regularly.	M	C2
367	Monterey Cypress (<i>Cupressus macrocarpa</i>)	E/M	D										Collapsed	Remove.	N/A	U
368	Monterey Cypress (<i>Cupressus macrocarpa</i>)	M/A	F/P	14.00	1.00	2.50	4.00	4.00	2.00	1	331	3.97	Heavily suppressed and one-sided. Is of dubious sustainability.	Review regarding retention context.	S	C2
369	Monterey Cypress (<i>Cupressus macrocarpa</i>)	M/A	F/P	13.00	1.00	2.00	2.00	5.00	4.00	1	334	4.01	Heavily one-sided and suppressed. Is of dubious sustainability.		S	C2
370	Monterey Cypress (<i>Cupressus macrocarpa</i>)	M	F/P	22.00	15.00	2.00	5.00	7.00	4.00	1	579	6.95	Particularly tall and partially exposed specimen with imbalance to south. Is of dubious sustainability.	Consider early removal.	S	C2

No.	Species	Age	Con	Ht.	CH	N	E	S	W	Stem	Dia.	RPA	Structural condition	PMR	Yrs.	Cat
371	Sycamore (<i>Acer pseudoplatanus</i>)	M-O/M	D	23.00	3.00	9.00	10.00	13.00	10.00	1	1003	12.03	Completely dead	Remove immediately	N/A	U
372	Leyland Cypress (<i>Cupressocyparis leylandii</i>)	M/A	F	14.00	1.25	2.00	5.00	6.00	2.00	1	398	4.77	Suppressed and one-sided. Of dubious sustainability.	Review regarding retention context.	S	C2
373	Leyland Cypress (<i>Cupressocyparis leylandii</i>)	M/A	F	14.00	1.00	3.00	1.00	6.00	4.00	1	398	4.77	Suppressed and one-sided. Of dubious sustainability.	Review regarding retention context.	S	C2
374	English Elm (<i>Ulmus minor</i>)	E/M	F/P	14.00	1.00	0.00	0.00	7.00	6.00	1	350	4.20	Chronically distorted and unbalanced to south-west raising concerns regarding integrity and sustainability. Predisposition to Dutch Elm disease raise concerns with regard to sustainability also.	Cut Ivy and review regard retention context.	S	C2
375	Sycamore (<i>Acer pseudoplatanus</i>)	E/M	P	8.00	1.00	3.00	4.00	2.00	2.00	1	271	3.25	Multi-stemmed and suckering group half of which is dead.	Remove.	N/A	U
376	Ash (<i>Fraxinus excelsior</i>)	E/M	F	11.00	2.50	1.00	3.00	4.00	1.00	1	271	3.25	Suppressed distorted worthy of retention as part of woodland understorey.	Review regarding retention context.	M	C2
377	Ash (<i>Fraxinus excelsior</i>)	E/M	F	11.00	2.50	0.00	0.00	5.00	5.00	1	264	3.17	Suppressed distorted worthy of retention as part of woodland understorey.	Cut Ivy and review regard retention context.	S	C2

No.	Species	Age	Con	Ht.	CH	N	E	S	W	Stem	Dia.	RPA	Structural condition	PMR	Yrs.	Cat
378	Lime (<i>Tilia europea</i>)	M	G/F	20.00	0.00	7.00	6.00	6.00	5.00	1	719	8.63	Suppressed as result of near neighbours. Is in state of ongoing decline and deterioration with extensive stag heading and dieback about higher crown. Because of decline is not apparent though tree should be assumed to offer minimal sustainability.	Cut Ivy and remove basal suckers to facilitate better review in future. Review regarding retention context. Consider application of structural pruning works for short-term retention.	S	C2
379	Beech (<i>Fagus sylvatica</i>)	M	F	19.00	1.50	7.00	7.00	8.00	7.00	1	1035	12.41	A relatively large specimen supporting what appears to be vigorous crown form. Crown extent in comparison to stem raises some concern with regard to potential for prior failure. Much of middle and higher crown is obscured by dense Ivy cover.	Cut Ivy near ground level to facilitate better review.	L	B2
380	Beech (<i>Fagus sylvatica</i>)	M	F/P	18.00	2.00	9.00	9.00	6.00	6.00	1	1003	12.03	Principal stem and much of crown is obscured by dense Ivy cover, preventing detailed review. Crown apex appears to be missing with visible elements of stag heading and deadwood development suggesting limited sustainability.	Cut and clear Ivy near ground level. Review regarding retention context. Consider application of structural pruning works for short-term retention.	S	C2
381	Cherry Laurel (<i>Prunus laurocerasus</i>)	M	P	5.50	1.00	3.00	4.00	3.00	3.00	6	302	3.63	Multi-stemmed but substantially vandalised. Unsuitable for retention.	Remove.	N/A	U
382	Cherry Laurel (<i>Prunus laurocerasus</i>)	M	P	6.00	1.50	3.00	4.50	2.00	2.50	4	271	3.25	Distorted and vandalised. Unsuitable for retention.	Remove.	N/A	U

No.	Species	Age	Con	Ht.	CH	N	E	S	W	Stem	Dia.	RPA	Structural condition	PMR	Yrs.	Cat
383	Leyland Cypress (<i>Cupressocyparis leylandii</i>)	M	P	14.00	2.00	6.00	6.00	4.50	5.50	1	567	6.80	Unbalanced and substantially damaged. Of reduced vigour as result of fire damaged stem. Unsuitable for retention.	Remove.	N/A	U
384	Griselinia (<i>Griselinia littoralis</i>)	E/M	F/P	5.50	2.50	0.00	3.50	4.00	3.50	3	271	3.25	Chronically distorted and arising from wall footing. Unsuitable for retention.	Remove.	N/A	U
385	Ash (<i>Fraxinus excelsior</i>)	M/M	G	14.00	1.50	5.00	4.50	4.00	5.00	1	420	5.04	Young and still vigorous though supporting extensive Ivy cover.		L	B2
386	Sycamore (<i>Acer pseudoplatanus</i>)	E/M	F/P	9.00	0.00	4.00	4.00	4.00	4.00	1	490	5.88	Comprises a suckering mass arising from the stump of a previously cut tree. Unsuitable for retention.	Remove.	N/A	U
387	Sycamore (<i>Acer pseudoplatanus</i>)	E/M	F	9.00	1.00	4.50	4.50	4.00	3.00	1	446	5.35	Suppressed and distorted. Supports extensive Ivy cover and form suggests possible sucker regeneration from previous stump.	Cut Ivy and re-evaluate.	M	C2
388	Sycamore (<i>Acer pseudoplatanus</i>)	M/A	F	13.00	1.50	4.50	3.50	5.00	5.00	1	462	5.54	Supports extensive Ivy cover that prevents detailed visual appraisal at this time.	Cut Ivy and re-evaluate.	L	B2
389	Sycamore (<i>Acer pseudoplatanus</i>)	M/A	P	8.00	1.50	4.50	4.50	4.00	3.00	1	452	5.42	Suppressed with extensive dieback within crown. Unsuitable for retention.	Remove.	N/A	U
390	Beech (<i>Fagus sylvatica</i>)	M	G/F	28.00	3.00	7.00	9.00	6.00	6.00	1	993	11.92	A particularly large and visually dominating specimen that is substantially exposed as a result of its size relative to nearest neighbours. Vigour and vitality is fair though elements of crown thinning are notable. Basal review reveals no evidence of major pathogen attack at this time. Concerns exist in respect of degree of exposure.	Review with regard to retention context.	M	B1-2

No.	Species	Age	Con	Ht.	CH	N	E	S	W	Stem	Dia.	RPA	Structural condition	PMR	Yrs.	Cat
391	Beech (<i>Fagus sylvatica</i>)	M	F/P	14.00	1.00	6.00	9.00	8.00	4.00	1	668	8.02	Heavily unbalanced to south-east. Vigour and vitality is substantially impaired with notable degrees of dieback in dead-wood development about crown suggesting limited sustainability.	Review regarding retention context.	S	C2
392	Ash (<i>Fraxinus excelsior</i>)	M	D	13.00	2.00	6.00	2.00	2.00	2.00	1	465	5.58	Effectively comprises a dead stump.	Remove.	N/A	U
393	Beech (<i>Fagus sylvatica</i>)	M	G/F	19.00	2.50	7.00	8.50	3.00	5.00	1	780	9.36	Suppressed and somewhat distorted as result proximity to near neighbours but appears be maintaining reasonable vigour and vitality. Some concern exists with regard to large stump at 2.25 m that may be subject to decay and fact that much of trees obscure by dense Ivy cover.	Cut Ivy and re-evaluate.	M	C2
394	Common Yew (<i>Taxus baccata</i>)	M/A	F	8.50	2.00	4.00	5.00	5.00	7.00	1	544	6.53	Squat and spreading as a result of suppression by near neighbours. General vigour and vitality is below that expected retrieve this age but attributable to suppression.	Cut Ivy and review regard retention context.	M	C2
395	Common Yew (<i>Taxus baccata</i>)	M/A	F	9.00	1.00	5.00	5.00	7.00	6.00	1	592	7.10	Distorted, suppressed and has sustained substantial limb loss over time. Vigour is diminished as result of suppression.	Cut Ivy and review with regard retention context.	M	C2
396	Beech (<i>Fagus sylvatica</i>)	M	G/F	24.00	6.00	12.00	10.00	9.00	14.00	1	1022	12.26	Large and dominating specimen of apparently good vigour and vitality that exhibits no primary signs of pathogen attack at this time. Large proportion of crown is obscured by Ivy cover and some concern exists with regard to size of tree relative to neighbours that result in substantial exposure.	Cut Ivy and re-evaluate.	L	B1-2

No.	Species	Age	Con	Ht.	CH	N	E	S	W	Stem	Dia.	RPA	Structural condition	PMR	Yrs.	Cat
397	Beech (<i>Fagus sylvatica</i>)	M	F	16.00	2.00	4.00	5.00	5.00	4.00	1	907	10.89	Appearance suggest substantial decapitation and truncated though primary stem is obscure by dense Ivy cover at this time.	Cut Ivy and re-evaluate.	S	C2
398	Sycamore (<i>Acer pseudoplatanus</i>)	M/A	F	12.00	2.50	4.00	7.00	5.00	1.00	1	385	4.62	Heavily unbalanced as result of suppression by larger specimens and typically unbalanced to east. Vigour and vitality remains good. Comprises typical element of woodland under story.	Cut Ivy and review regard retention context.	M	C2
399	Ash (<i>Fraxinus excelsior</i>)	M	P	18.00	5.00	4.50	5.00	3.00	4.00	1	449	5.39	Arises from distended basis with visible infection of polygamous. Unsuitable for retention.	Remove.	N/A	U
400	Beech (<i>Fagus sylvatica</i>)	M/A	F/P	12.00	4.50	5.00	4.50	5.00	5.00	3	525	6.30	Was originally triple-stemmed, westernmost stem has failed. Two remaining stems distorted and support extensive Ivy cover.	Cut Ivy and re-evaluate regarding suitability for retention.	M	C2
401	Ash (<i>Fraxinus excelsior</i>)	E/M	F	11.00	3.00	2.00	2.00	4.00	1.00	1	226	2.71	Drawn-up and whip-like but maintaining reasonable vigour and vitality.	Cut Ivy and review regard retention context.	M	C2
402	Sycamore (<i>Acer pseudoplatanus</i>)	E/M	F	12.00	1.50	4.00	5.00	4.50	4.00	1	293	3.51	Young and vigorous comprising typical element of woodland under story.	Review regarding retention context.	L	B2
403	Ash (<i>Fraxinus excelsior</i>)	M/A	G/F	19.00	6.00	3.00	4.00	4.00	4.50	1	398	4.77	Tall and spindly but maintaining reasonable vigour.	Cut Ivy and review regard retention context.	L	B2
404	Beech (<i>Fagus sylvatica</i>)	M/A	G/F	17.00	2.00	5.00	4.50	5.00	5.50	1	430	5.16	Appears to be maintaining reasonable vigour though supports notable Ivy cover.	Cut Ivy.	L	B2
405	Beech (<i>Fagus sylvatica</i>)	E/M	P	5.00	2.00	7.00	5.00	3.00	3.00	1	334	4.01	Chronically distorted and affected by suckering ash with arising from west of stem base.	Cut Ivy and remove competitive ash, review regard retention context.	M	C2

No.	Species	Age	Con	Ht.	CH	N	E	S	W	Stem	Dia.	RPA	Structural condition	PMR	Yrs.	Cat
406	Ash (<i>Fraxinus excelsior</i>)	M	G/F	22.00	7.00	7.00	8.00	6.00	5.00	1	525	6.30	A large and dominating specimen of apparently good vigour but supporting notable Ivy cover on principal stem.	Cut Ivy and review regularly.	L	B1-2
407	Sycamore (<i>Acer pseudoplatanus</i>)	M/A	F	16.00	2.00	4.50	5.00	3.00	5.00	1	388	4.66	Drawn-up and of good vigour. Supports notable Ivy cover on principal stem.		L	B2
408	Sycamore (<i>Acer pseudoplatanus</i>)	M/A	G/F	16.00	2.00	2.00	4.00	5.00	5.00	1	398	4.77	Badly distorted as result of suppression but maintaining reasonable vigour. Supports notable Ivy lower stem.	Cut Ivy.	L	B2
409	Ash (<i>Fraxinus excelsior</i>)	M	P	21.00	7.00	7.00	6.00	3.00	5.00	1	516	6.19	Tall and drawn-up specimen with extensive wounding to lower stem area that has resulted in notable surface decay. Continued deterioration will undermine sustainability and safety.	Consider early removal.	N/A	U
410	Ash (<i>Fraxinus excelsior</i>)	M/A	F	17.00	2.50	8.00	4.50	2.50	7.00	1	509	6.11	Heavily unbalanced to north and divided with substantial compression fork at 1.50 m that raises concern with regard to sustainability mechanical integrity. Is considered to be a dubious mechanical integrity and sustainability. Affected by substantial compression fork at 1.50 m. Is considered to be of reduced mechanical integrity of dubious sustainability.	Review regarding retention context.	S	C2
411	Hornbeam (<i>Carpinus betulus</i>)	M/A	G/F	12.00	1.50	6.00	5.00	5.00	5.00	1	420	5.04	Young and vigorous but multi-stemmed. Worthy of retention.	Cut Ivy.	L	B2
412	Ash (<i>Fraxinus excelsior</i>)	M/A	F	19.00	6.00	6.00	1.00	4.00	7.00	1	407	4.89	Heavily unbalanced and north east. Vigour and vitality is fair though dead-wood is noted.	Cut Ivy and review regularly.	M	C2

No.	Species	Age	Con	Ht.	CH	N	E	S	W	Stem	Dia.	RPA	Structural condition	PMR	Yrs.	Cat
413	Wild Cherry (<i>Prunus avium</i>)	M	F	10.00	1.50	4.00	5.00	4.00	4.00	1	366	4.39	Squat and distorted but maintaining reasonable vigour.	Review regularly.	M	C2
414	Ash (<i>Fraxinus excelsior</i>)	E/M	G/F	15.00	5.00	5.00	4.00	4.50	4.50	1	306	3.67	Tall and spindly but maintaining good vigour and vitality.	Cut Ivy.	L	B2
415	Beech (<i>Fagus sylvatica</i>)	M	F	16.00	0.00	7.00	7.00	4.50	6.00	1	592	7.10	Squat and distorted, typically unbalanced and north as a result of suppression. General vigour and vitality appears good though principal stem is obscured by dense Ivy cover.	Cut Ivy and re-evaluate.	M	B2
416	Common Yew (<i>Taxus baccata</i>)	M/A	F	12.00	1.00	6.00	5.00	4.00	4.00	1	376	4.51	Heavily suppressed but maintaining reasonable vigour.	Cut Ivy and review regularly.	M	C2
417	Common Yew (<i>Taxus baccata</i>)	M/A	F	13.00	2.50	5.00	5.00	4.00	4.00	1	430	5.16	Suppressed but maintaining reasonable vigour.	Cut Ivy.	L	B2
418	Beech (<i>Fagus sylvatica</i>)	M/A	F	15.00	3.00	2.00	4.50	6.00	4.00	1	347	4.16	Typically unbalanced to south but maintaining reasonable vigour.	Cut Ivy.	L	B2
419	Beech (<i>Fagus sylvatica</i>)	E/M	F	13.00	4.00	5.00	4.50	4.50	2.00	1	334	4.01	Suppressed, distorted but maintaining good general vigour and vitality.		L	B2
420	Beech (<i>Fagus sylvatica</i>)	E/M	F	15.00	4.50	3.00	4.00	4.50	4.00	1	366	4.39	Suppressed distorted but maintaining good general vigour and vitality.		L	B2
421	Beech (<i>Fagus sylvatica</i>)	M/A	G	17.00	6.00	5.00	4.00	5.50	5.00	1	366	4.39	Suppressed distorted but maintaining good vigour.	Cut Ivy.	L	B2
422	Common Yew (<i>Taxus baccata</i>)	E/M	F	7.00	0.00	3.00	4.00	2.50	3.50	1	302	3.63	Suppressed and supporting extensive Ivy cover.	Cut Ivy and re-evaluate.	M	C2
423	Beech (<i>Fagus sylvatica</i>)	M	F	10.00	1.00	4.50	4.50	4.00	3.00	1	306	3.67	Suppressed but maintaining good vigour.	Cut Ivy.	L	B2

No.	Species	Age	Con	Ht.	CH	N	E	S	W	Stem	Dia.	RPA	Structural condition	PMR	Yrs.	Cat
424	Wild Cherry (<i>Prunus avium</i>)	M/A	F	12.00	4.00	2.00	4.00	4.50	3.00	1	248	2.98	Suppressed and distorted but maintaining reasonable vigour.	Cut Ivy.	L	B2
425	Oak (<i>Quercus robur</i>)	M	P	23.00	8.00	8.00	9.00	8.00	8.00	1	751	9.01	Large and imposing specimen exhibiting classic and decline and deterioration as well as substantial wounding and superficial decay near ground level. Sustainability is considered minimal though application of pruning works may allow for limited retention dependent upon retention context.	Cut Ivy and review regard retention context. Consider crown reduction works for limited retention on foot of regular review.	S	C1-2
426	Ash (<i>Fraxinus excelsior</i>)	M/A	F	15.00	2.50	8.00	5.00	4.00	6.00	1	719	8.63	Multi-stemmed and distorted, possibly arising as sucker regeneration from the stump of a previous tree. Is considered to be of poor quality though vigour and vitality remains good.	Cut Ivy and re-evaluate.	M	C2
427	Oak (<i>Quercus robur</i>)	M	P	21.00	4.00	7.00	2.00	14.00	11.00	1	592	7.10	Large particularly distorted specimen of highly variable vigour and vitality with large portions of crown subjected decline and dieback. Concerns exist with regard to sustainability. Application of substantial pruning works may allow for limited retention.	Consider early removal. Alternatively apply severe crown reduction works for limited retention, for example on ecological grounds.	S	C2
428	Common Yew (<i>Taxus baccata</i>)	E/M	F	6.00	2.00	5.00	3.50	3.00	4.50	1	337	4.05	Suppressed distorted but maintaining reasonable vigour and vitality.	Review regularly.	S	C2
429	Beech (<i>Fagus sylvatica</i>)	M/A	F	16.00	2.00	3.00	4.00	4.00	4.50	1	334	4.01	Suppressed and drawn-up but maintaining good vigour.	Cut Ivy.	L	B2
430	Common Yew (<i>Taxus baccata</i>)	M/A	F/P	9.00	2.00	5.00	4.50	6.00	5.00	1	487	5.84	Suppressed and distorted with crown supporting notable dead-wood.	Clean-out and cut Ivy. Review regularly.	M	C2

No.	Species	Age	Con	Ht.	CH	N	E	S	W	Stem	Dia.	RPA	Structural condition	PMR	Yrs.	Cat
431	Beech (<i>Fagus sylvatica</i>)	M/A	G/F	14.00	1.00	6.00	5.00	5.00	5.00	1	398	4.77	Young and still vigorous though slightly suppressed.	Review regularly.	L	B2
432	Common Yew (<i>Taxus baccata</i>)	S/M	F/P	4.50	1.00	4.00	3.00	1.00	2.00	1	207	2.48	Chronically suppressed with much of crown is obscure by dense Ivy cover.	Cut Ivy and re-evaluate.	S	C2
433	Wych Elm (<i>Ulmus glabra</i>)	S/M	P	6.00	0.00	3.00	3.00	4.00	2.00	2	271	3.25	Chronically distorted, suckering group. Ill-suited to retention.		N/A	U
434	Beech (<i>Fagus sylvatica</i>)	M	F/P	17.00	3.00	5.00	7.00	8.00	7.00	1	688	8.25	Relatively large specimen of substantially reduced vigour and vitality with canopy density substantially below that expected retrieve this age, suggesting onset of decline and limited sustainability.	Cut Ivy and review annual basis with regard to ongoing suitability for retention.	S	C2
435	Ash (<i>Fraxinus excelsior</i>)	E/M	F	9.00	3.00	1.00	4.00	3.00	2.00	1	207	2.48	Young element of natural woodland regeneration.		L	B2
436	Beech (<i>Fagus sylvatica</i>)	E/M	F	13.00	0.00	4.00	5.00	5.00	4.00	2	382	4.58	Divided from ground level raising concerns regarding mechanical integrity. General vigour and vitality is good. Suitable for retention as part of woodland thicket.	Review regularly.	L	C2
437	Beech (<i>Fagus sylvatica</i>)	E/M	G/F	16.00	1.00	5.00	5.00	4.00	2.50	1	293	3.51	Badly suppressed but maintaining good general vigour and vitality.		L	B2
438	Austrian Pine (<i>Pinus nigra</i>)	M/A	G/F	17.00	8.00	4.00	4.00	4.00	3.00	1	465	5.58	Appears be maintaining reasonable vigour and vitality.	Review regularly.	L	B2
439	Sycamore (<i>Acer pseudoplatanus</i>)	M	D	8.00	N/A	2.00	2.00	2.00	2.00	1	592	7.10	Comprises a large decapitated stump. Unsuitable for retention other than on ecological grounds.	Consider early removal.	N/A	U

No.	Species	Age	Con	Ht.	CH	N	E	S	W	Stem	Dia.	RPA	Structural condition	PMR	Yrs.	Cat
440	Beech (<i>Fagus sylvatica</i>)	M	G/F	21.00	2.00	4.00	6.00	7.00	7.00	1	592	7.10	Large slightly unbalanced specimen originally suppressed by now dead neighbour. Vigour and vitality appears fair though Ivy obscures much of middle crown.	Cut Ivy and re-evaluate.	L	B2
441	Beech (<i>Fagus sylvatica</i>)	M/A	F	15.00	4.00	4.00	8.00	6.00	7.00	1	548	6.57	Squat and distorted but apparently maintaining reasonable vigour and vitality. Stem supports a number of wounds that may be subject to decay.	Cut Ivy and re-evaluate.	M	C2
442	Beech (<i>Fagus sylvatica</i>)	M/A	D	7.00	2.50	0.00	4.00	5.00	4.00	1	465	5.58	Effectively comprises a decaying and decapitated. Would be subject to further collapse and failure. Unsuitable for retention other than on ecological grounds.	Consider cutting back if retained.	N/A	U
443	Ash (<i>Fraxinus excelsior</i>)	E/M	P	7.00	2.00	2.00	2.00	4.00	4.00	1	207	2.48	Substantially damaged with cavity at 2.50 m. Ill-suited to retention other as part of woodland thicket.		N/A	U
444	Ash (<i>Fraxinus excelsior</i>)	M	F	15.00	5.00	3.00	0.00	4.00	6.00	1	258	3.09	Heavily unbalanced to west of maintaining reasonable vigour. Potentially suitable for retention as part of woodland thicket.		M	C2
445	Ash (<i>Fraxinus excelsior</i>)	M/A	F	16.00	4.00	4.00	3.00	5.00	4.50	1	331	3.97	A good general vigour and vitality.	Review regularly and cut Ivy.	L	B2
446	Beech (<i>Fagus sylvatica</i>)	M	D	16.00	5.00	5.00	1.00	2.00	5.00	1	907	10.89	Exists as a remnant of larger tree now partially collapsed. Further collapse is inevitable. Unsuitable for retention other than on ecological grounds.	Consider decapitation if tree is to be retained.	N/A	U
447	Ash (<i>Fraxinus excelsior</i>)	M/A	F/P	18.00	9.00	7.00	7.00	5.00	4.00	1	465	5.58	Relatively large specimen of highly variable vigour and vitality with substantial dead-wood throughout crown.	Cut Ivy and re-evaluate.	M	C2

No.	Species	Age	Con	Ht.	CH	N	E	S	W	Stem	Dia.	RPA	Structural condition	PMR	Yrs.	Cat
448	Beech (<i>Fagus sylvatica</i>)	E/M	F	14.00	3.00	4.00	4.00	5.00	5.00	1	334	4.01	Distorted as result of suppression and has developed spreading form.	Cut Ivy and review regularly.	M	C2
449	Beech (<i>Fagus sylvatica</i>)	M/A	F	17.00	2.50	7.00	6.00	4.00	5.00	2	462	5.54	Twin stemmed from low level raising some concern regarding mechanical integrity.	Review regularly.	M	C2
450	Austrian Pine (<i>Pinus nigra</i>)	M	F	18.00	7.00	3.00	8.00	7.00	1.00	1	525	6.30	Typically unbalanced to south-east. Supports extensive Ivy cover on principal stem vigour and vitality appears good.	Cut Ivy and clean-out.	L	B2
451	Silver Fir (<i>Abies alba</i>)	E/M	F	12.00	9.00	2.00	1.50	2.00	2.50	1	274	3.29	Suppressed, drawn-up with limited high crown and extensive Ivy cover on principal stem.	Cut Ivy and re-evaluate.	M	C2
452	Sycamore (<i>Acer pseudoplatanus</i>)	E/M	F	13.00	5.00	6.00	3.00	0.00	5.00	1	312	3.74	Suppressed and one-sided but maintaining reasonable vigour and vitality.	Cut Ivy.	M	C2
453	Sycamore (<i>Acer pseudoplatanus</i>)	M	F/P	16.00	3.00	5.00	6.00	6.00	6.00	1	780	9.36	Large specimen heavily divided from ground level with unstable compression fork. Concern exists with regard to mechanical integrity.	Cut Ivy and review with regard retention context.	M	C2
454	Ash (<i>Fraxinus excelsior</i>)	M	F	19.00	12.00	5.00	5.00	5.50	7.00	1	465	5.58	Drawn-up with high crown which is obscure by dense Ivy cover. Dead-wood is noted within crown.	Cut Ivy and re-evaluate.	M	C2
455	Sycamore (<i>Acer pseudoplatanus</i>)	M/A	F	15.00	0.00	4.00	5.00	6.00	4.00	1	433	5.19	Slightly suppressed and one-sided but maintaining good vigour and vitality. Supports extensive Ivy cover.	Cut Ivy.	L	B2
456	Ash (<i>Fraxinus excelsior</i>)	M/A	G	18.00	10.00	2.00	2.00	4.50	4.00	1	376	4.51	Supports minor imbalance but appears be maintaining good vigour and vitality. Much of canopy is obscure by dense Ivy cover.	Cut Ivy and re-evaluate.	L	B2
457	Ash (<i>Fraxinus excelsior</i>)	M	G/F	23.00	12.00	6.00	3.00	5.00	6.00	1	592	7.10	Large and tall specimen of apparently good vigour but supporting extensive Ivy cover.	Cut Ivy.	L	B1-2

No.	Species	Age	Con	Ht.	CH	N	E	S	W	Stem	Dia.	RPA	Structural condition	PMR	Yrs.	Cat
458	Beech (<i>Fagus sylvatica</i>)	M/A	G	17.00	5.00	4.50	4.50	4.00	5.00	1	366	4.39	Slightly distorted as result of suppression but maintaining good general vigour and vitality.		L	B2
459	Beech (<i>Fagus sylvatica</i>)	M	G	21.00	4.00	4.00	5.00	5.00	5.00	1	592	7.10	Large specimen of good general vigour and vitality but supporting extensive Ivy cover.	Cut Ivy.	L	B2
460	Beech (<i>Fagus sylvatica</i>)	E/M	F	13.00	1.00	5.00	3.00	4.00	4.00	1	293	3.51	Specimen of good vigour and vitality.		L	B2
461	Ash (<i>Fraxinus excelsior</i>)	M/A	F	18.00	9.00	3.00	1.00	2.00	5.00	1	271	3.25	Suppressed distorted, drawn-up and whip-like,	Review regularly.	M	C2
462	Ash (<i>Fraxinus excelsior</i>)	M/A	G/F	17.00	6.00	2.00	3.00	5.00	4.00	1	357	4.28	Suppressed and slightly distorted but maintaining good vigour.	Cut Ivy.	L	B2
463	Common Yew (<i>Taxus baccata</i>)	M	G/F	13.00	3.00	5.00	5.00	5.50	5.00	1	548	6.57	Suppressed at lower levels but appears be maintaining good general vigour and vitality.	Cut Ivy.	L	B2
464	Sycamore (<i>Acer pseudoplatanus</i>)	M	G/F	17.00	4.00	7.00	5.00	2.00	4.00	1	449	5.39	Typically unbalanced to north but maintaining good vigour.	Cut Ivy and review regularly.	L	B2
465	Aspen (<i>Populus tremula</i>)	M	F	21.00	7.00	6.00	6.00	0.00	0.00	1	430	5.16	Tall, drawn-up and unbalanced to east as a result of suppression. Appears be maintaining reasonable vigour but is obscure by dense Ivy cover.	Cut Ivy and re-evaluate.	M	C2
466	Ash (<i>Fraxinus excelsior</i>)	M	F	19.00	10.00	4.50	5.00	5.00	5.00	1	484	5.81	Drawn-up with limited high crown. Supports extensive Ivy cover at lower levels, crown vigour and vitality appears to be below that expected retrieve this age.	Cut Ivy and re-evaluate.	M	C2

No.	Species	Age	Con	Ht.	CH	N	E	S	W	Stem	Dia.	RPA	Structural condition	PMR	Yrs.	Cat
467	Ash (<i>Fraxinus excelsior</i>)	M/A	F/P	14.00	0.00	0.00	5.00	12.00	1.00	1	446	5.35	Completed collapsed south-easterly direction and appears to be caught up within canopy of adjoining tree. Concern exists with regard to sustainability and safety.	Cut Ivy and re-evaluate. Consider early removal.	N/A	U
468	Ash (<i>Fraxinus excelsior</i>)	M/A	F	16.00	5.00	4.00	4.00	5.00	3.00	1	334	4.01	Suppressed supports extensive Ivy cover.	Review regularly. Cut Ivy.	L	B2
469	Ash (<i>Fraxinus excelsior</i>)	M	G/F	22.00	0.00	6.00	8.00	6.00	5.00	2	780	9.36	Large specimen heavily divided from near ground level. General vigour and vitality remains good though structural form raises some concern.	Cut Ivy and re-evaluate.	M	C2
470	Beech (<i>Fagus sylvatica</i>)	M/A	G/F	17.00	2.00	5.00	5.00	4.50	4.00	1	484	5.81	Suppressed but maintaining good vigour.	Cut Ivy.	L	B2
471	Beech (<i>Fagus sylvatica</i>)	M	G/F	20.00	5.00	12.00	11.00	11.00	13.00	1	809	9.70	Large, broad and spreading specimen of apparently good vigour and vitality exhibiting no evidence of disease attack at present. Supports nominal and developing Ivy cover about middle crown.	Clean-out cut Ivy.	L	B2
472	Common Yew (<i>Taxus baccata</i>)	M	F	14.00	2.00	5.00	4.50	3.00	5.00	1	439	5.27	Suppressed, distorted but maintaining good general vigour and vitality.		L	B2
473	Oak (<i>Quercus robur</i>)	M	G	13.00	6.00	8.00	10.00	11.00	10.00	1	993	11.92	Large and dominating specimen of reasonable vigour but supporting notable dead-wood and evidence of prior mechanical failure. Large proportion of crown is obscure by dense Ivy cover.	Cut Ivy and re-evaluate. Consider cleaning out.	L	B2
474	Ash (<i>Fraxinus excelsior</i>)	E/M	G/F	15.00	3.00	2.00	2.50	6.00	5.00	1	401	4.81	Suppressed and one-sided but maintaining good general vigour and vitality.	Cut Ivy.	M	C2

No.	Species	Age	Con	Ht.	CH	N	E	S	W	Stem	Dia.	RPA	Structural condition	PMR	Yrs.	Cat
475	Common Yew (<i>Taxus baccata</i>)	E/M	F	5.00	1.50	4.00	4.00	3.50	3.50	1	261	3.13	Heavily suppressed.	Cut Ivy and review regularly.	M	C2
476	Ash (<i>Fraxinus excelsior</i>)	E/M	F	13.00	4.00	5.00	3.00	2.00	4.00	1	290	3.48	Suppressed distorted but comprising typical element of woodland under story.		M	C2
477	Ash (<i>Fraxinus excelsior</i>)	M	G/F	18.00	2.50	5.00	2.50	7.00	10.00	2	748	8.98	Heavily unbalanced to west and divided from ground level raising some concern with regard to structural integrity impossible predisposition towards collapse.	Cut Ivy and review regard retention context.	M	C2
478	Beech (<i>Fagus sylvatica</i>)	E/M	P	12.00	2.50	4.00	5.00	5.00	4.00	1	293	3.51	Squat, distorted and has sustained widespread bark damage as a repeatable to grey squirrel feeding. Small stature presents limited threat though sustainability is considered limited.	Review regularly.	S	C2
479	Sycamore (<i>Acer pseudoplatanus</i>)	E/M	G/F	13.00	5.00	5.00	4.00	5.00	5.00	1	302	3.63	Young and vigorous supporting only limited Ivy cover.	Cut Ivy.	L	B2
480	Sitka Spruce (<i>Picea sitchensis</i>)	M	F	18.00	5.00	4.50	4.50	4.50	4.50	1	465	5.58	Appears to be vigorous though lower stem supports extensive Ivy cover.	Cut Ivy and re-evaluate. Consider cleaning out.	L	B2
481	Silver Fir (<i>Abies alba</i>)	M/A	F/P	17.00	6.00	4.00	4.00	3.00	2.00	1	465	5.58	Appears to be of reduced vigour and vitality suggesting limited sustainability.	Cut Ivy and review regularly.	S	C2
482	Silver Fir (<i>Abies alba</i>)	M/A	F	17.00	8.00	2.50	2.50	2.50	2.50	1	398	4.77	Tall and drawn-up with much of principal stem obscure by dense Ivy cover.	Cut Ivy and re-evaluate.	M	C2
483	Ash (<i>Fraxinus excelsior</i>)	E/M	F	11.00	2.00	0.00	2.00	3.00	3.00	1	271	3.25	Distorted and possibly caught within crown of adjoining tree suggesting instability.	Cut Ivy and re-evaluate.	S	C2
484	English Elm (<i>Ulmus minor</i>)	E/M	P	14.00	6.00	4.00	4.00	4.00	4.00	1	242	2.90	Appears to be affected by Dutch Elm disease and is in decline with large proportion of crown already dead.	Remove.	N/A	U

No.	Species	Age	Con	Ht.	CH	N	E	S	W	Stem	Dia.	RPA	Structural condition	PMR	Yrs.	Cat
485	Grey Poplar (<i>Populus canescens</i>)	E/M	F	16.00	2.50	2.50	1.00	3.00	4.00	1	239	2.86	Slightly one-sided but remains vigorous.	Cut Ivy and review regularly.	L	B2
486	Grey Poplar (<i>Populus canescens</i>)	E/M	G	18.00	2.00	3.00	3.00	4.0	4.50	2	271	3.25	Young and vigorous though supporting extensive Ivy cover. Heavily divided from near ground level.	Cut Ivy and review regularly.	M	C2
487	Grey Poplar (<i>Populus canescens</i>)	M/A	F	18.00	5.00	6.00	4.50	2.0	3.0	1	366	4.39	Unbalanced to north maintaining good general vigour and vitality. Supports extensive Ivy cover.	Cut Ivy and review,	L	C2
488	Grey Poplar (<i>Populus canescens</i>)	M	G/F	23.00	8.00	4.00	6.00	7.00	6.00	1	579	6.95	Large dominating specimen of good vigour but supporting both Ivy and dead-wood.	Cut Ivy.	L	B2
489	Grey Poplar (<i>Populus canescens</i>)	M	G/F	23.00	5.00	6.00	5.00	7.00	9.00	1	668	8.02	Large and dominating specimen of good vigour and vitality but noted to support dead-wood.	Consider cleaning out.	L	B1-2
490	Ash (<i>Fraxinus excelsior</i>)	M	P	16.00	5.00	5.00	1.00	8.00	6.00	1	548	6.57	A large specimen arising as sucker from the stump of previous tree. Stump base is now substantially decayed and thus tree may prove unstable.	Cut Ivy and re-evaluate. Consider application of crown reduction works for limited retention on foot of regular review.	S	C2
491	Ash (<i>Fraxinus excelsior</i>)	M/A	F	18.00	6.00	2.00	2.00	7.00	6.00	1	465	5.58	Substantially distorted as result of suppression by near neighbours but apparently maintaining good vigour and vitality.	Review regularly and cut Ivy.	M	C2
492	Ash (<i>Fraxinus excelsior</i>)	M	G/F	21.00	5.00	1.00	5.00	7.00	4.00	1	156	1.87	One-sided and unbalanced to south but maintaining good vigour. Much of crown is obscure by dense Ivy cover.	Cut Ivy and re-evaluate.	L	B2
493	Holly (<i>Ilex aquifolium</i>)	M	F	9.00	1.00	4.00	4.00	4.00	4.00	1	366	4.39	Slightly reduced vigour. Comprises typical element of woodland under storey.	Review regularly.	M	C2

No.	Species	Age	Con	Ht.	CH	N	E	S	W	Stem	Dia.	RPA	Structural condition	PMR	Yrs.	Cat
494	Hawthorn (<i>Crataegus monogyna</i>)	M	F	6.00	1.50	1.50	3.00	4.00	3.00	1	271	3.25	Suppressed and supporting extensive Ivy cover.	Cut Ivy and review regularly.	M	C2
495	Ash (<i>Fraxinus excelsior</i>)	M/A	F	15.00	5.00	0.00	4.00	7.00	3.00	1	280	3.36	Drawn-up, spindly and substantially unbalanced to south. General vigour is good.	Cut Ivy and review regularly.	M	C2
496	Ash (<i>Fraxinus excelsior</i>)	M/A	G/F	19.00	8.00	1.00	3.00	4.00	2.50	1	312	3.74	Suppressed with minor imbalance to south east.	Review regularly.	L	B2
497	Ash (<i>Fraxinus excelsior</i>)	E/M	F	10.00	6.00	1.00	2.00	2.00	1.50	1	185	2.22	A drawn-up, spindly with supporting notable Ivy cover.	Cut Ivy and re-evaluate.	M	C2
498	Ash (<i>Fraxinus excelsior</i>)	M/A	F	17.00	5.00	4.00	3.00	4.00	4.00	1	283	3.40	Slightly distorted but maintaining reasonable vigour.	Cut Ivy.	L	B2
499	Common Yew (<i>Taxus baccata</i>)	M/A	F	9.00	1.50	4.00	4.00	3.50	4.00	1	376	4.51	Suppressed but maintaining reasonable vigour.	Review regularly.	M	C2
500	Sycamore (<i>Acer pseudoplatanus</i>)	M	G/F	18.00	1.00	2.00	6.00	8.00	5.00	1	688	8.25	Substantially suppressed and typically unbalanced to south. Vigour and vitality remains good.	Review regularly.	L	B2
501	Ash (<i>Fraxinus excelsior</i>)	M/A	F	19.00	2.50	5.00	7.00	6.00	4.00	2	382	4.58	Sharply divided at 0.50 m with diverging stems raising some concern with regard mechanical integrity.	Cut Ivy and review regularly.	M	C2
502	Ash (<i>Fraxinus excelsior</i>)	M/A	F	17.00	11.00	6.00	3.00	0.00	4.00	1	325	3.90	Heavily unbalanced to south as result of suppression and supports extensive Ivy cover.	Cut Ivy and re-evaluate.	M	C2
503	Ash (<i>Fraxinus excelsior</i>)	M	G/F	19.00	6.00	5.00	5.00	5.00	3.00	1	398	4.77	Appears be maintaining good vigour and vitality notwithstanding Ivy cover.	Cut Ivy and review regularly.	L	B2
505	Sycamore (<i>Acer pseudoplatanus</i>)	M	G	18.00	5.00	5.00	5.00	7.00	5.00	1	471	5.65	Young and vigorous though heavily divided at 4.00 m.	Cut Ivy.	L	B2

No.	Species	Age	Con	Ht.	CH	N	E	S	W	Stem	Dia.	RPA	Structural condition	PMR	Yrs.	Cat
506	Sycamore (<i>Acer pseudoplatanus</i>)	E/M	F	9.00	0.00	2.00	4.00	6.00	5.00	1	366	4.39	Distorted multi-stemmed from ground level. Supports notable Ivy cover. Small stature such as to present little threat.	Cut Ivy and review regularly.	M	C2
507	Ash (<i>Fraxinus excelsior</i>) Sycamore (<i>Acer pseudoplatanus</i>)	M	G/F	20.00	6.00	5.00	5.00	8.00	5.00	1	493	5.92	Two trees arising from close proximity to one another with ash stem to south dominating.	Cut Ivy and review regularly.	L	B2
508	Norway Spruce (<i>Picea abies</i>)	M/A	F	14.00	3.00	2.50	2.50	2.50	2.50	1	344	4.13	Appears to be maintaining reasonable vigour though lower crown is suppressed.	Cut Ivy and review regularly.	L	B2
509	Norway Spruce (<i>Picea abies</i>)	M/A	F	14.00	3.00	3.00	2.50	1.00	1.50	1	350	4.20	Supports minor imbalance to north.	Cut Ivy.	L	B2
510	Ash (<i>Fraxinus excelsior</i>)	M/A	F	18.00	11.00	4.00	2.00	5.00	3.00	1	328	3.93	Drawn-up with limited high crown that appear to be maintaining reasonable vigour.	Cut Ivy.	L	B2
511	Ash (<i>Fraxinus excelsior</i>)	M/A	G/F	21.00	10.00	6.00	2.00	5.00	3.00	1	376	4.51	Slightly distorted as result proximity to near neighbours but is maintaining good vigour and vitality. Has sustained partial exposure of buttress root to north-east.	Cut Ivy and review regularly.	L	B2
512	Sycamore (<i>Acer pseudoplatanus</i>)	M/A	F	10.00	3.00	0.00	1.00	7.00	6.00	2	420	5.04	Heavily suppressed and notably unbalanced to south west. Appears be maintaining reasonable vigour but supports extensive Ivy cover.	Cut Ivy and re-evaluate.	M	C2
513	Sycamore (<i>Acer pseudoplatanus</i>)	O/M	G/F	20.00	3.00	7.00	6.00	10.00	14.00	1	1210	14.52	A large specimen that becomes triple stemmed at 2.00 m. General vigour and vitality appears good with negligible dead-wood carriage in light of size. Developing Ivy cover is notable.	Cut Ivy and consider cleaning out.	L	B2

No.	Species	Age	Con	Ht.	CH	N	E	S	W	Stem	Dia.	RPA	Structural condition	PMR	Yrs.	Cat
514	Beech (<i>Fagus sylvatica</i>)	O/M	G/F	28.00	3.00	12.00	11.00	10.00	12.00	1	1184	14.21	A particularly large specimen that appears to be maintaining good general vigour and vitality. Lower stem has sustained localised vandal damage. Ivy is developing on principal stem.	Cut Ivy, clean-out. Review regularly.	L	B1-2
515	Douglas Fir (<i>Pseudotsuga menziesii</i>)	M	G/F	21.00	13.00	2.00	4.50	4.50	4.00	1	493	5.92	Tall specimen with limited high crown. Supports extensive Ivy cover.	Cut Ivy.	L	B2
516	Douglas Fir (<i>Pseudotsuga menziesii</i>)	M	F	20.00	14.00	2.00	3.00	4.00	2.50	1	398	4.77	Appears to be of reduced vigour with decline evidence about higher crown.	Cut Ivy and re-evaluate.	S	C2
517	Douglas Fir (<i>Pseudotsuga menziesii</i>)	M	G/F	22.00	16.00	5.00	3.00	2.00	4.00	1	548	6.57	Appears to be maintaining reasonable vigour but supports both dead-wood and Ivy cover.	Cut Ivy and consider cleaning out.	L	B2
518	Douglas Fir (<i>Pseudotsuga menziesii</i>)	M/A	F	21.00	17.00	3.00	2.00	2.00	1.00	1	325	3.90	Suppressed but maintaining reasonable vigour.	Cut Ivy and re-evaluate.	M	C2
519	Douglas Fir (<i>Pseudotsuga menziesii</i>)	M	F	19.00	15.00	4.00	3.00	1.50	4.50	1	401	4.81	Suppressed and drawn-up with limited high crown. Principal stem supports notable Ivy cover.	Cut Ivy and re-evaluate.	L	C2
520	Hornbeam (<i>Carpinus betulus</i>)	M/A	G/F	17.00	2.00	4.50	5.00	5.00	4.50	1	407	4.89	Relatively young and still vigorous specimen.	Cut Ivy.	L	B2
521	Scots Pine (<i>Pinus sylvestris</i>)	M	G/F	18.00	12.00	4.00	3.00	1.50	2.50	1	382	4.58	Drawn-up with limited high crown and supporting extensive Ivy cover.	Cut Ivy and re-evaluate.	L	B2
522	Horse Chestnut (<i>Aesculus hippocastanum</i>)	E/M	F	9.00	1.50	5.00	3.00	4.00	5.50	1	290	3.48	Suppressed and squat but maintaining reasonable vigour.	Review regularly.	L	B2
523	Horse Chestnut (<i>Aesculus hippocastanum</i>)	M/A	F	17.00	1.00	4.00	3.00	5.00	5.00	2	525	6.30	Suppressed and slightly distorted but maintaining reasonable vigour.	Cut Ivy.	L	C2
524	Horse Chestnut (<i>Aesculus hippocastanum</i>)	M	G/F	18.00	1.50	4.50	4.00	5.50	5.00	1	592	7.10	Relatively young and still vigorous specimen. Supports developing Ivy cover.	Cut Ivy.	L	B2

No.	Species	Age	Con	Ht.	CH	N	E	S	W	Stem	Dia.	RPA	Structural condition	PMR	Yrs.	Cat
525	Holm Oak (<i>Quercus ilex</i>)	M	G/F	17.00	4.00	7.00	7.00	7.00	5.00	1	703	8.44	A relatively large but slightly distorted specimen of reasonable vigour and vitality. Lower crown has been suppressed as result of proximity to near neighbours. Ivy cover is developing on printable stem.	Review regularly. Clean-out.	L	B2
526	Scots Pine (<i>Pinus sylvestris</i>)	M	D	9.00	0.00	0.00	10.00	1.00	0.00	1	366	4.39	Collapsed in south-easterly direction caught within crown of adjoining tree. Presents tangible hazard.	Remove.	N/A	U
527	Douglas Fir (<i>Pseudotsuga menziesii</i>)	M	G/F	20.00	13.00	5.00	4.00	5.00	5.00	1	465	5.58	Large specimen now substantially exposed as result of loss of near neighbours. Is maintaining good vigour and vitality. Ivy appears to be previously cut remains alive.	Re-cut Ivy and consider cleaning out.	M	C2
528	Sycamore (<i>Acer pseudoplatanus</i>)	M/A	G/F	15.00	1.50	3.00	5.00	5.50	1.00	1	407	4.89	Slightly unbalanced to south but maintaining reasonable vigour and vitality.	Cut Ivy.	L	B2
529	Ash (<i>Fraxinus excelsior</i>)	M	D	5.00	0.00	2.00	2.00	2.00	2.00	1	589	7.07	Comprises ivy-covered stump. Unsuitable for retention other than on ecological grounds.		N/A	U
530	Ash (<i>Fraxinus excelsior</i>)	M/A		14.00	3.00	4.00	5.00	5.00	4.00	1	401	4.81	Young and still vigorous specimen affected by extensive stem wound and infection by denier. Sustainability is limited and collapse inevitable.	Consider early removal.	N/A	U
531	Sycamore (<i>Acer pseudoplatanus</i>)	M	P	18.00	0.00	7.00	7.00	6.00	7.00	4	780	9.36	Multi-stem specimen arising from ditch side embankment. Vigour and vitality is fair but variable with some substantial dead-wood within crown suggesting historical decline.	Cut Ivy and clean-out. Review regularly.	M	C2
532	Sycamore (<i>Acer pseudoplatanus</i>)	M/A	P	13.00	0.00	6.00	7.00	6.00	7.00	1	525	6.30	Multi-stemmed from ditch bank position and affected by Ganoderma. Continued deterioration and collapse is inevitable.	Consider early removal.	N/A	U

No.	Species	Age	Con	Ht.	CH	N	E	S	W	Stem	Dia.	RPA	Structural condition	PMR	Yrs.	Cat
533	Beech (<i>Fagus sylvatica</i>)	M	G/F	18.00	1.50	5.00	5.50	5.50	5.00	1	668	8.02	A relatively young and still vigorous specimen of good condition.	Cut Ivy.	L	B2
534	Wild Cherry (<i>Prunus avium</i>)	M	G/F	15.00	6.00	4.00	8.00	4.00	0.00	1	347	4.16	Heavily unbalanced to east but appears be maintaining reasonable vigour and vitality.	Cut Ivy.	L	B2
535	Sycamore (<i>Acer pseudoplatanus</i>)	M/A	G/F	16.00	1.50	5.00	5.00	5.00	5.00	2	484	5.81	Multi-stemmed and naturally arising from bank top position. Appears to be maintaining good vigour.	Cut Ivy.	L	B2
536	Sycamore (<i>Acer pseudoplatanus</i>)	E/M	G/F	13.00	1.00	2.00	3.00	5.00	4.00	1	334	4.01	Suppressed and one-sided but maintaining good vigour.	Review regularly.	L	B2
537	Wild Cherry (<i>Prunus avium</i>)	S/M	F	8.00	0.00	1.00	4.50	5.00	3.00	4	302	3.63	A multi-stemmed and thicket like group. Vigour and vitality is fair but variable.	Review regularly.	M	C2
538	Ash (<i>Fraxinus excelsior</i>)	M/A	F	15.00	1.50	3.00	3.00	4.00	4.00	1	350	4.20	Suppressed but maintaining reasonable vigour.	Cut Ivy.	L	B2
539	Wych Elm (<i>Ulmus glabra</i>)	M/A	G/F	15.00	1.50	2.00	4.50	6.00	4.00	1	407	4.89	Suppressed and one-sided, typically unbalanced to south west. Vigour and vitality is good though tree would be predisposed to attack by Dutch Elm disease.	Review regularly.	M	B2
540	Common Yew (<i>Taxus baccata</i>)	M	F	12.00	1.50	6.00	6.50	5.50	5.00	1	844	10.12	Suppressed by larger trees and of variable crown vigour with substantial dead-wood in evidence of prior limb removal.	Clean-out review regularly.	M	C2
541	Sycamore (<i>Acer pseudoplatanus</i>)	E/M	F	10.00	1.00	4.00	4.50	4.50	5.00	3	430	5.16	A multi-stem specimen arising from pond edge. Appears be maintaining reasonable vigour and vitality notwithstanding typically poor mechanical form.	Cut Ivy and review regularly.	M	C2

No.	Species	Age	Con	Ht.	CH	N	E	S	W	Stem	Dia.	RPA	Structural condition	PMR	Yrs.	Cat
542	Oak (<i>Quercus robur</i>)	M	F	22.00	3.00	8.00	6.00	10.00	9.00	1	996	11.96	Of highly variable vigour and vitality with extensive dead-wood and evidence of prior decline and dieback. Remaining foliage appears be maintaining reasonable vigour and vitality. Principal stem and middle crown supports notable Ivy cover.	Cut Ivy and consider cleaning out, other than for ecological reasons. Review regarding retention context.	M	C2
543	Common Yew (<i>Taxus baccata</i>)	M	F	13.00	3.00	5.00	4.50	5.00	5.50	1	719	8.63	Suppressed distorted with minimal lower crown carriage. Supports both dead-wood and evidence of prior cutting.	Clean-out cut Ivy. Review regularly.	M	C2
544	Common Yew (<i>Taxus baccata</i>)	M	F	13.00	2.00	6.00	7.00	6.00	6.00	1	653	7.83	A broad, spreading mechanically poor specimen having sustained primary stem wounding and loss of substantial limbs to south. Middle-crown supports notable Ivy cover.	Cut Ivy, clean-out and review regularly.	M	C2
545	Douglas Fir (<i>Pseudotsuga menziesii</i>)	M	F	12.00	2.00	4.00	2.50	3.00	3.00	1	560	6.72	Distorted and suppressed, supports dead-wood and evidence of prior cutting.	Cut Ivy, clean-out and re-evaluate.	M	C2
546	Ash (<i>Fraxinus excelsior</i>)	M/A	F	15.00	6.00	1.00	1.00	5.00	5.50	1	388	4.66	Heavily distorted and typically unbalanced to south-west. Supports extensive Ivy cover.	Cut Ivy and re-evaluate.	M	C2
547	Lime (<i>Tilia europea</i>)	O/M	G	25.00	5.00	9.00	10.00	9.00	11.00	1	942	11.31	A particularly large specimen of apparently good vigour and vitality supporting negligible dead-wood and limited evidence of storm damage.	Cut Ivy and review regularly.	L	B2
548	Common Yew (<i>Taxus baccata</i>)	M/A	F	10.00	1.50	4.00	4.00	4.00	4.00	1	452	5.42	Relatively young specimen of variable crown vigour suggesting possible pathogen attack.	Cut Ivy and review regularly.	M	C2

No.	Species	Age	Con	Ht.	CH	N	E	S	W	Stem	Dia.	RPA	Structural condition	PMR	Yrs.	Cat
549	Beech (<i>Fagus sylvatica</i>)	M	G/F	20.00	2.50	4.00	5.00	9.00	5.00	1	844	10.12	Supports notable imbalance to south-west. Has been maintaining reasonable vigour and vitality but is obscured by dense Ivy cover. Currently supports partially collapsed stem of nearby Scots Pine.	Clear debris cut Ivy. Re-evaluate.	L	B2
550	Common Yew (<i>Taxus baccata</i>)	M/A	F	8.00	1.50	4.50	4.50	2.50	3.50	1	366	4.39	Squat, distorted but maintaining reasonable vigour and vitality.	Cut Ivy.	L	B2
551	Ash (<i>Fraxinus excelsior</i>)	M	G/F	19.00	5.00	7.00	8.00	5.00	4.00	1	624	7.49	Supports notable imbalance to south-west. Supports extensive Ivy cover that obscures entire primary stem and middle crown. General vigour and vitality nonetheless appears good though crown damage is noted.	Cut Ivy and re-evaluate. Remove debris.	L	B2
552	Holly (<i>Ilex aquifolium</i>)	M/A	G	13.00	1.00	4.50	4.50	4.50	4.50	1	449	5.39	Young and vigorous though supporting extensive Ivy cover.	Cut Ivy.	L	B2
553	Ash (<i>Fraxinus excelsior</i>)	M	G/F	20.00	6.00	3.00	6.00	7.00	4.00	1	548	6.57	Slightly one-sided and unbalanced but maintaining good vigour. Supports notable Ivy cover.	Cut Ivy.	L	B2
554	Sycamore (<i>Acer pseudoplatanus</i>)	E/M	G/F	12.00	3.00	4.50	2.50	4.50	5.00	1	271	3.25	Suppressed but maintaining good vigour and vitality.	Cut Ivy.	L	B2
555	Douglas Fir (<i>Pseudotsuga menziesii</i>)	M	F	19.00	16.00	3.00	2.50	2.00	2.50	1	382	4.58	Suppressed with evidence of decline about crown apex. Supports extensive Ivy cover that prevents detailed visual appraisal at this time.	Cut Ivy and re-evaluate.	S	C2
556	Sycamore (<i>Acer pseudoplatanus</i>)	M/A	F	16.00	1.50	5.00	4.00	5.00	3.00	1	407	4.89	Heavily suppressed as result of proximity to near neighbours but maintaining reasonable vigour and vitality. Middle crown supports notable damage material.	Clean-out and cut Ivy.	M	C2

No.	Species	Age	Con	Ht.	CH	N	E	S	W	Stem	Dia.	RPA	Structural condition	PMR	Yrs.	Cat
557	Douglas Fir (<i>Pseudotsuga menziesii</i>)	M/A	F	17.00	14.00	2.00	2.00	3.50	2.50	1	401	4.81	Suppressed and slightly one-sided. Supports extensive Ivy cover.	Cut Ivy and re-evaluate.	M	C2
558	Douglas Fir (<i>Pseudotsuga menziesii</i>)	M	F	19.00	16.00	3.00	3.00	4.00	2.50	1	398	4.77	Suppressed, distorted but apparently maintaining reasonable vigour and vitality. Supports extensive Ivy cover on principal stem.	Review regularly. Cut Ivy and re-evaluate.	M	C2
559	Hornbeam (<i>Carpinus betulus</i>)	M/A	G/F	16.00	2.00	2.50	5.00	5.00	5.00	1	452	5.42	Suppressed and one-sided but maintaining good vigour and vitality. Supports extensive Ivy cover.	Cut Ivy and re-evaluate.	L	B2
560	Beech (<i>Fagus sylvatica</i>)	M/A	G	17.00	3.00	5.50	5.00	6.00	5.50	1	560	6.72	Heavily divided from 1.50 m. General vigour and vitality remains good.	Review regularly.	L	B2
561	Beech (<i>Fagus sylvatica</i>)	M/A	F/P	18.00	1.50	5.50	4.00	4.00	7.00	1	465	5.58	Typically unbalanced to north-west. Primary stem supports notable linear wound with internal decay that undermine sustainability. General vigour and vitality remains good.	Review regarding retention context and on regular basis.	S	C2
562	Beech (<i>Fagus sylvatica</i>)	O/M	G/F	26.00	2.00	6.00	7.00	7.00	8.00	1	993	11.92	A large and dominating specimen of apparently good vigour and vitality. Middle crown supports extensive Ivy cover.	Cut Ivy and re-evaluate.	L	B2
563	Beech (<i>Fagus sylvatica</i>)	M	F/P	21.00	7.00	8.00	6.00	4.00	5.00	1	789	9.47	Large specimen supporting extensive Ivy cover that appears to have sustained widespread and quite severe storm damage and limb loss.	Cut Ivy and re-evaluate.	S	C2
564	Sycamore (<i>Acer pseudoplatanus</i>)	E/M	F/P	11.00	2.50	3.00	4.00	3.00	1.00	1	267	3.21	Suppressed, distorted and previously partially cut. Is of dubious sustainability.	Cut Ivy and review regularly regarding ongoing suitability for retention.	S	C2
565	Common Yew (<i>Taxus baccata</i>)	M	F	12.00	1.00	5.00	5.00	5.00	5.00	1	595	7.14	Substantially suppressed but maintaining reasonable vigour at higher levels. Supports developing Ivy cover notable dead-wood.	Consider cleaning out.	M	C2

No.	Species	Age	Con	Ht.	CH	N	E	S	W	Stem	Dia.	RPA	Structural condition	PMR	Yrs.	Cat
566	Beech (<i>Fagus sylvatica</i>)	M	G/F	21.00	6.00	3.00	5.00	7.00	2.50	1	684	8.21	Substantially unbalanced to south but appears be maintaining reasonable vigour and vitality. Principal stem support extensive Ivy cover.	Cut Ivy and re-evaluate.	L	B2
567	Sycamore (<i>Acer pseudoplatanus</i>)	M	G/F	21.00	3.00	6.00	7.00	8.00	6.00	1	783	9.40	Large, dominating specimen of good vigour and vitality but supporting extensive Ivy cover.	Cut Ivy and re-evaluate.	L	B2
568	Sycamore (<i>Acer pseudoplatanus</i>)	M/A	F	15.00	2.00	7.00	6.00	6.00	3.00	2	605	7.26	Twin stemmed with dominant stem extending to north. Supports extensive Ivy cover but appears be maintaining good vigour and vitality.	Review regularly. Cut Ivy.	L	B2
569	Sycamore (<i>Acer pseudoplatanus</i>)	E/M	G/F	17.00	5.00	7.00	3.00	3.00	4.50	1	420	5.04	Unbalanced to north-west but maintaining good vigour and vitality.	Review regularly.	L	B2
570	Sycamore (<i>Acer pseudoplatanus</i>)	E/M	F	14.00	7.00	2.00	1.00	2.50	4.00	1	290	3.48	Drawn-up and whip-like but maintaining good general vigour and vitality.	Cut Ivy.	L	B2
571	Common Yew (<i>Taxus baccata</i>)	M	F	12.00	2.50	3.00	4.00	6.50	4.50	1	439	5.27	Heavily unbalanced to south as result of suppression. Higher crown vigour and vitality remains good.	Cut Ivy and clean-out.	L	B2
572	Sycamore (<i>Acer pseudoplatanus</i>)	M/A	F	15.00	2.50	4.00	7.00	7.00	5.00	1	481	5.77	A young but vigorous specimen supporting Ivy cover.	Cut Ivy.	L	B2
573	Common Yew (<i>Taxus baccata</i>)	M/A	F	13.00	3.00	4.00	2.50	4.00	4.50	1	449	5.39	Substantially suppressed excepting at higher levels. Principal stem supports of dead-wood and Ivy cover.	Cut Ivy and clean-out.	M	C2
574	Sycamore (<i>Acer pseudoplatanus</i>)	E/M	F	14.00	2.00	4.50	4.50	4.50	4.50	1	401	4.81	2 stems growing close proximity to one another to combine to create a single broader crown form. General vigour and vitality is good though Ivy cover is extensive.	Cut Ivy.	L	B2

No.	Species	Age	Con	Ht.	CH	N	E	S	W	Stem	Dia.	RPA	Structural condition	PMR	Yrs.	Cat
575	Common Yew (<i>Taxus baccata</i>)	M	F	14.00	4.00	0.00	4.00	6.00	2.50	1	430	5.16	Suppressed, distorted and unbalanced to south. Is extensively suppressed with limited vigorous crown remaining at higher levels only.	Cut Ivy, clean-out and re-evaluate on regular basis.	M	C2
576	Common Yew (<i>Taxus baccata</i>)	M	G/F	15.00	4.00	5.00	7.00	6.00	5.50	1	688	8.25	A large specimen substantially suppressed particularly at lower levels. Supports dead-wood and broken material is well as Ivy cover.	Cut Ivy and consider cleaning out	L	B2
577	Common Yew (<i>Taxus baccata</i>)	M/A	F	12.00	2.00	1.50	5.00	3.50	2.50	1	417	5.00	Heavily suppressed and has sustained extensive damage and loss of limbs. Only higher crown remains vigorous.	Cut Ivy and clean-out.	M	C2
578	Sycamore (<i>Acer pseudoplatanus</i>)	M/A	G/F	17.00	3.00	6.00	5.00	4.00	6.00	1	484	5.81	Slightly distorted as result of suppression but maintaining good vigour and vitality notwithstanding Ivy cover.	Cut Ivy.	L	B2
579	Sycamore (<i>Acer pseudoplatanus</i>)	E/M	F	11.00	1.00	6.00	5.00	4.00	1.50	2	398	4.77	Suppressed and distorted, comprising typical element of woodland under story.	Review with regard to retention context cut Ivy.	M	C2
580	Common Yew (<i>Taxus baccata</i>)	M/A	F	10.00	1.00	4.50	4.50	3.00	3.00	1	385	4.62	Suppressed but maintaining reasonable vigour and vitality.	Cut Ivy and re-evaluate.	M	C2
581	Sycamore (<i>Acer pseudoplatanus</i>)	E/M	F	13.00	1.00	5.00	3.50	5.00	5.00	2	433	5.19	Distorted and supporting extensive Ivy cover. Comprises typical element of woodland under story.	Review regarding retention context.	M	C2
582	Common Yew (<i>Taxus baccata</i>)	M/A	F	12.00	1.50	4.00	4.00	5.00	5.50	1	548	6.57	Heavily suppressed and slightly distorted with vigorous crown limited.	Clean-out and cut Ivy.	M	C2
583	Common Yew (<i>Taxus baccata</i>)	M/A	F	11.00	1.00	3.00	2.50	2.50	3.50	1	497	5.96	Heavily suppressed with limited viable crown. Cut Ivy and clean-out.	Review regularly.	M	C2

No.	Species	Age	Con	Ht.	CH	N	E	S	W	Stem	Dia.	RPA	Structural condition	PMR	Yrs.	Cat
584	Sycamore (<i>Acer pseudoplatanus</i>)	M/A	F	17.00	3.00	7.00	6.00	5.00	6.00	4	525	6.30	Four close proximity stems combined to create a broader crown affect. Configurations suggestive of sucker regeneration. Of a previous tree. Dominant stem has sustained delamination and stem splitting. Is considered ill-suited to retention other than as part of woodland thicket.	Review regarding retention context and consider early removal.	N/A	U
585	Sycamore (<i>Acer pseudoplatanus</i>)	M/A	F	15.00	1.50	7.00	6.00	5.00	4.50	1	595	7.14	Appears be maintaining good general vigour and vitality notwithstanding Ivy cover.	Cut Ivy and review regard retention context.	L	B2
586	Ash (<i>Fraxinus excelsior</i>)	M/A	P	4.50	1.00	2.00	9.00	2.00	0.00	1	449	5.39	Appears to of collapse in an easterly direction.	Remove.	N/A	U
587	Lime (<i>Tilia europea</i>)	E/M	F/P	12.00	0.00	3.00	4.50	2.50	2.00	4	350	4.20	Relatively young and suckering group possibly arising as sucker regeneration for a previous tree.	Review regarding retention context.	S	C2
588	Sycamore (<i>Acer pseudoplatanus</i>)	E/M	F	13.00	3.50	2.00	3.00	2.00	1.50	1	261	3.13	Drawn-up whip supporting extensive Ivy cover. Cut Ivy and re-evaluate.		S	C2
589	Beech (<i>Fagus sylvatica</i>)	O/M	F	22.00	2.00	6.00	6.00	8.00	7.00	1	933	11.19	Large dominating specimen of reasonable vigour and vitality notwithstanding some dead-wood within crown. Principal stem support Ivy cover.	Cut Ivy and review regularly.	L	B2
590	Sycamore (<i>Acer pseudoplatanus</i>)	E/M	F/P	15.00	7.00	3.00	4.50	2.00	0.00	1	360	4.32	Drawn-up and whip-like raising some concern with regard to stability and sustainability.	Cut Ivy and review regularly.	S	C2
591	Common Yew (<i>Taxus baccata</i>)	M	F	18.00	2.00	5.00	5.00	7.00	7.00	1	907	10.89	Particularly large specimen of variable crown vigour as result of suppression. Lower crown supports minimal viable crown but is littered with extensive dead-wood.	Cut Ivy and clean-out. Review regularly.	L	B2

No.	Species	Age	Con	Ht.	CH	N	E	S	W	Stem	Dia.	RPA	Structural condition	PMR	Yrs.	Cat
592	Ash (<i>Fraxinus excelsior</i>)	M	F	23.00	13.00	5.00	6.00	5.00	4.00	1	586	7.03	Large specimen with suckering Sycamore arising from buttress base. Vigour and vitality remains good though Ivy cover is extensive.	Cut Ivy.	L	B1-2
593	Sycamore (<i>Acer pseudoplatanus</i>)	E/M	P	15.00	5.00	4.00	4.00	4.00	5.00	1	328	3.93	Distorted likely to arise as sucker. Supports Ivy cover.	Cut Ivy and review regard retention context.	M	C2
594	Sycamore (<i>Acer pseudoplatanus</i>)	E/M	F	13.00	4.00	3.00	4.00	5.00	4.00	1	341	4.09	Young and vigorous comprising typical element of woodland under storey.	Cut Ivy.	L	B2
595	Ash (<i>Fraxinus excelsior</i>)	E/M	F/P	15.00	3.00	5.00	2.50	0.00	3.00	1	306	3.67	Young and vigorous but substantially distorted.	Review regarding retention context.	S	C2
596	Sycamore (<i>Acer pseudoplatanus</i>)	E/M	G/F	17.00	6.00	2.50	3.00	4.50	4.50	1	398	4.77	A tall and columnar specimen supporting limited high crown. Ivy cover is extensive on principal stem.	Cut Ivy and review regularly.	L	B2
597	Ash (<i>Fraxinus excelsior</i>)	M/A	F	17.00	5.00	2.00	6.00	7.00	0.00	1	398	4.77	Heavily unbalanced to south-east as a result of suppression. General vigour and vitality appears good.	Review regarding retention context.	M	C2
598	Beech (<i>Fagus sylvatica</i>)	S/M	F	10.00	5.00	5.00	3.00	2.50	2.50	1	229	2.75	Suppressed and distorted, supporting extensive Ivy cover. Appears to be maintaining reasonable vigour and vitality.	Review regularly.	M	C2
599	Hornbeam (<i>Carpinus betulus</i>)												Collapsed			U
600	Copper Beech (<i>Fagus sylvatica</i> "Purpurea")	M	P	17.00	4.00	6.00	6.00	8.00	5.00	1	560	6.72	Appears to be maintaining reasonable vigour notwithstanding chronic decay of lower stem on northern side and loss of crown apex. Tree should be regarded as unsuitable for retention adjoining access route.	Remove.	N/A	U

No.	Species	Age	Con	Ht.	CH	N	E	S	W	Stem	Dia.	RPA	Structural condition	PMR	Yrs.	Cat
601	Ash (<i>Fraxinus excelsior</i>)	M/A	F	15.00	4.00	0.00	2.00	2.00	1.50	1	385	4.62	Tall and columnar with limited high crown only. Supports extensive Ivy cover.	Cut Ivy and re-evaluate.	M	C2
602	Sycamore (<i>Acer pseudoplatanus</i>)	E/M	F/P	12.00	3.00	2.00	4.00	1.00	0.00	1	226	2.71	A distorted whip.	Review regarding retention context.	S	C2
603	Sycamore (<i>Acer pseudoplatanus</i>) Group	M/A	F	16.00	3.00	2.00	6.00	7.00	5.00	4	780	9.36	Multi-stemmed from ground level raising some concern with regard to structural integrity and predisposition towards damage. Remains vigorous but supports extensive Ivy cover.	Cut Ivy and review regard retention context.	S	C2
604	Beech (<i>Fagus sylvatica</i>)	M/A	F/P	16.00	5.00	1.00	3.00	4.50	2.00	1	401	4.81	Drawn-up with limited high crown that supports notable dead-wood suggesting reduced vigour and vitality.	Cut Ivy and re-evaluate.	S	C2
605	Beech (<i>Fagus sylvatica</i>)	E/M	F/P	14.00	4.00	1.00	1.00	3.00	3.00	1	216	2.60	Drawn-up and whip-like, is of smothered form and dubious retention merit.	Cut Ivy and re-evaluate.	M	C2
606	Sycamore (<i>Acer pseudoplatanus</i>)	M/A	F	13.00	2.00	2.00	4.00	5.00	4.00	1	407	4.89	One-sided as result of suppression and typically unbalanced towards and over pond edge.	Cut Ivy and review regard retention context.	L	B2
608	Beech (<i>Fagus sylvatica</i>)												Collapsed	Remove.	N/A	U
609	Beech (<i>Fagus sylvatica</i>)	M	F	26.00	7.00	7.00	5.00	6.00	6.00	1	700	8.40	Apparently vigorous with limited dead-wood carriage.	Review with regard retention context and particularly in respect of possible exposure issues.	L	B1-2
610	Beech (<i>Fagus sylvatica</i>)	M	G/F	26.00	8.00	8.00	5.00	7.00	7.00	1	748	8.98	Large specimen supporting what appears to be a compression fork at circa 8.00 m. General vigour and vitality remains reasonable.	Review regarding retention context.	L	B1-2

No.	Species	Age	Con	Ht.	CH	N	E	S	W	Stem	Dia.	RPA	Structural condition	PMR	Yrs.	Cat
611	Lime (<i>Tilia europea</i>)	M	G/F	25.00	0.00	5.00	5.00	6.00	7.00	1	780	9.36	A tall specimen of apparently good vigour though does exhibit evidence of dead-wood retention. Basal region is obscure by epicormic growth in conjunction with developing Ivy cover.	Remove epicormic growth to facilitate better review and cut Ivy. Clean-out.	L	B1-2
612	Common Yew (<i>Taxus baccata</i>)	M	F	13.00	2.00	4.50	6.50	5.00	3.50	1	656	7.87	Suppressed with viable canopy restricted to higher levels only.	Clean-out.	L	B2
613	Holly (<i>Ilex aquifolium</i>)	M	D	9.00	2.25	3.00	1.50	1.50	1.00	1	216	2.60	Completely dead and in need of removal.	Remove.	N/A	U
614	Beech (<i>Fagus sylvatica</i>)	E/M	P	16.00	5.00	0.00	2.50	3.00	1.50	1	229	2.75	Drawn-up and whip supported on chronically decayed stem. Unsuitable for retention.	Remove.	N/A	U
615	Beech (<i>Fagus sylvatica</i>)	E/M	F	14.00	6.00	1.00	2.00	3.00	2.50	1	226	2.71	Drawn-up with limited high crown. Vigour and vitality remains good.	Review regularly.	L	B2
616	Sycamore (<i>Acer pseudoplatanus</i>)	E/M	F	12.00	3.00	0.00	1.50	3.00	2.00	1	197	2.37	A suppressed with of reasonable vigour.	Cut Ivy and review regularly.	M	C2
617	Beech (<i>Fagus sylvatica</i>)	E/M	D	14.00	2.00	0.00	3.00	4.50	1.00	1	283	3.40	Completely dead and in need of removal.		N/A	U
618	Beech (<i>Fagus sylvatica</i>)	E/M	F	14.00	7.00	3.00	4.00	1.00	0.00	1	261	3.13	Drawn-up with limited high crown.	Review regarding retention context cut Ivy.	M	C2
619	Beech (<i>Fagus sylvatica</i>)	E/M	F/P	13.00	9.00	1.00	2.50	4.00	1.00	1	258	3.09	Tall and spindly but appears to be distorted about apex with evidence to suggest crown loss. Is considered to be of dubious retention merit.	Consider early removal.	N/A	U
620	Beech (<i>Fagus sylvatica</i>)	M/A	F	17.00	5.00	5.00	5.00	3.00	1.00	1	229	2.75	Suppressed and distorted but maintaining reasonable vigour and vitality.	Review regularly.	M	C2

No.	Species	Age	Con	Ht.	CH	N	E	S	W	Stem	Dia.	RPA	Structural condition	PMR	Yrs.	Cat
621	Beech (<i>Fagus sylvatica</i>)	M/A	F	20.00	4.00	6.00	4.00	4.00	5.50	1	366	4.39	Badly distorted as result of suppression with evidence of dead-wood development and possible bark damage limbs within higher crown.	Cut Ivy and re-evaluate. Clean-out.	M	C2
622	Beech (<i>Fagus sylvatica</i>)	M/A	G/F	17.00	7.00	4.00	4.50	5.50	5.00	1	267	3.21	Young and vigorous though slightly distorted as result of suppression.	Review regularly.	L	B2
623	Oak (<i>Quercus robur</i>)	M	F/P	18.00	6.00	3.00	4.00	8.00	5.00	1	844	10.12	A large stag-headed specimen of highly variable vigour and vitality, supporting extensive dead-wood and evidence of widespread mechanical failure. What limited crown remains appears to be maintaining reasonable vigour and vitality. Any retention will be on ecological grounds only.	Cut Ivy and re-evaluate.	S	C2
624	Sycamore (<i>Acer pseudoplatanus</i>)	S/M	F/P	12.00	4.00	2.50	4.00	3.00	1.00	1	207	2.48	Heavily suppressed and distorted but maintaining reasonable vigour and vitality.	Review regarding retention context.	S	C2
625	Sycamore (<i>Acer pseudoplatanus</i>)	E/M	F/P	11.00	3.00	0.00	6.00	5.00	0.00	1	344	4.13	Chronically distorted and exhibiting evidence of partial decline.	Cut Ivy and re-evaluate.	S	C2
626	Ash (<i>Fraxinus excelsior</i>)	M/A	P	13.00	1.50	0.00	5.00	12.00	5.00	2	516	6.19	Chronically unbalanced towards and over lake thus presenting little or no threat. Vigour and vitality appears fair though tree is considered mechanically poor.	Review regarding retention context.	M	C2
627	Sycamore (<i>Acer pseudoplatanus</i>)	M/A	F	14.00	5.00	1.00	3.00	5.00	2.00	1	280	3.36	Suppressed as result of being part of a broader group. General vigour and vitality is good.	Cut Ivy.	L	C2
628	Sycamore (<i>Acer pseudoplatanus</i>)	E/M	F	12.00	2.50	4.00	3.00	1.00	3.00	1	229	2.75	Suppressed but remains vigorous.	Cut Ivy and review regard retention context.	M	C2

No.	Species	Age	Con	Ht.	CH	N	E	S	W	Stem	Dia.	RPA	Structural condition	PMR	Yrs.	Cat
629	Sycamore (<i>Acer pseudoplatanus</i>)	M	G/F	18.00	0.00	3.00	5.00	9.00	5.00	1	525	6.30	Large specimen heavily unbalanced to south and over Lake. General vigour and vitality is good though Ivy is developing on printable stem.	Cut Ivy and review regularly.	L	B2
630	Sycamore (<i>Acer pseudoplatanus</i>)	M	G/F	17.00	5.00	4.00	3.00	6.00	5.00	1	465	5.58	Young and still vigorous though supporting notable Ivy cover.	Cut Ivy and review regularly.	L	B2
631	Ash (<i>Fraxinus excelsior</i>)	M/A	D	13.00	2.50	0.00	2.00	9.00	5.00	1	430	5.16	Completely dead but overhanging Lake and thus present little if any threat.	Remove.	N/A	U
632	Beech (<i>Fagus sylvatica</i>)	M	D	15.00	5.00	1.00	4.00	1.00	0.00	1	490	5.88	Completely dead and in need of removal.	Remove.	N/A	U
633	Common Yew (<i>Taxus baccata</i>)	M	F	14.00	3.50	5.00	3.50	4.50	5.50	1	579	6.95	Suppressed and distorted with viable canopy limited to higher levels.	Cut Ivy and re-evaluate. Clean-out.	L	B2
634	Lime (<i>Tilia europea</i>)	M/A	P	13.00	1.00	4.00	5.00	5.00	4.00	4	525	6.30	Multi-stemmed group arising from the decayed stump of previous tree that raises concern with regard mechanical integrity and likely predisposition towards failure.	Review with regard to retention context,	S	C2
635	Common Yew (<i>Taxus baccata</i>)	M	G/F	15.00	2.50	6.00	5.00	4.50	6.00	1	774	9.28	Distorted as result of suppression but apparently maintaining reasonable vigour and vitality.	Cut Ivy and clean-out.	L	B2
636	Sycamore (<i>Acer pseudoplatanus</i>)	S/M	P	9.00	4.00	0.00	3.00	4.00	0.00	1	207	2.48	Suppressed and chronically Ivy clad.	Consider early removal.	N/A	U
637	Common Yew (<i>Taxus baccata</i>)	M	F/P	12.00	2.00	5.00	4.00	3.00	3.00	1	506	6.07	Heavily suppressed with limited viable crown remaining. Ivy appears to have been previously killed.	Review regularly regarding ongoing suitability for retention.	S	C2
638	Sycamore (<i>Acer pseudoplatanus</i>)	M/A	F	18.00	2.50	5.00	4.00	6.00	7.00	1	516	6.19	Distorted as result of suppression but maintaining good general vigour and vitality.	Review regularly.	L	B2

No.	Species	Age	Con	Ht.	CH	N	E	S	W	Stem	Dia.	RPA	Structural condition	PMR	Yrs.	Cat
639	Sycamore (<i>Acer pseudoplatanus</i>)	M/A	F	14.00	4.00	2.00	1.00	5.00	7.00	1	407	4.89	Suppressed distorted but maintaining reasonable vigour and vitality.	Cut Ivy and review regularly.	M	C2
640	Sycamore (<i>Acer pseudoplatanus</i>)	E/M	F/P	12.00	2.50	1.00	2.00	4.00	5.00	1	271	3.25	Heavily suppressed and distorted. Is of dubious retention merit other than as part of woodland thicket.	Review regularly.	S	C2
641	Sycamore (<i>Acer pseudoplatanus</i>)	E/M	F/P	13.00	2.50	1.00	4.00	3.00	2.00	1	293	3.51	Suppressed distorted with crown form suggesting possible mechanical damage.	Cut Ivy and re-evaluate.	S	C2
642	Sycamore (<i>Acer pseudoplatanus</i>)	E/M	F	14.00	6.00	2.00	4.50	4.00	1.00	1	271	3.25	Suppressed distorted but maintaining reasonable vigour.	Cut Ivy and re-evaluate.	M	C2
643	Elder (<i>Sambucus nigra</i>)	M	P	9.00	0.00	3.00	3.00	4.00	4.00	1	366	4.39	Appears to combine to adjoining plants both suppressed, distorted and apparently having sustained prior damage. Ill-suited to retention other than as part of woodland thicket.	Consider early removal.	S	C2
644	Sycamore (<i>Acer pseudoplatanus</i>)	M/A	F	16.00	2.50	5.00	5.00	6.00	7.00	4	780	9.36	Four close proximity stems arising combine to create a broader crown form, possibly arising as sucker regeneration from the stump of previous tree. Comprises typical element of woodland under story.	Review regularly.	M	C2
645	Sycamore (<i>Acer pseudoplatanus</i>)	M/A	F	14.00	4.00	4.00	3.00	3.00	5.00	1	379	4.55	Distorted but maintaining reasonable vigour and vitality.	review regard retention context	L	B2
646	Common Yew (<i>Taxus baccata</i>)	E/M	F	9.00	2.00	4.00	3.00	3.00	4.00	1	344	4.13	Suppressed and supporting notable Ivy cover. Supports limited viable crown.	Review cut Ivy and review regularly.	M	C2
647	Sycamore (<i>Acer pseudoplatanus</i>)	M/A	G/F	14.00	2.50	5.00	5.00	6.00	5.00	1	560	6.72	A still young and vigorous specimen supporting extensive Ivy cover.	Cut Ivy and review.	L	B2

No.	Species	Age	Con	Ht.	CH	N	E	S	W	Stem	Dia.	RPA	Structural condition	PMR	Yrs.	Cat
648	Sycamore (<i>Acer pseudoplatanus</i>)	M/A	F	15.00	3.00	6.00	4.00	2.00	1.00	1	290	3.48	Heavily suppressed distorted and drawn-up raising concerns with regard to sustainability.	Review regarding retention context.	S	C2
649	Sycamore (<i>Acer pseudoplatanus</i>)	M/A	F	14.00	4.00	4.00	5.00	4.00	5.00	1	290	3.48	Drawn-up and supporting extensive Ivy cover but apparently maintaining good vigour and vitality.	Cut Ivy and review regard retention context.	M	C2
650	Common Yew (<i>Taxus baccata</i>)	M	F/P	14.00	2.50	5.00	9.00	4.00	0.00	1	525	6.30	Heavily unbalanced to east suggesting instability and partial collapse.	Cut Ivy and review regard retention context and need for removal on safety grounds.	N/A	U
651	Common Yew (<i>Taxus baccata</i>)	M/A	F/P	13.00	2.50	4.00	4.00	5.00	4.00	1	430	5.16	Distorted and of notably reduced vigour suggesting limited sustainability.	Cut Ivy and re-evaluate.	S	C2
652	Sycamore (<i>Acer pseudoplatanus</i>)	M/A	G/F	16.00	4.00	5.00	4.50	4.00	4.00	1	382	4.58	Vigorous and well-balanced but supporting extensive Ivy cover.	Cut Ivy.	L	B2
653	Sycamore (<i>Acer pseudoplatanus</i>)	E/M	F	13.00	3.50	2.00	0.00	3.00	4.00	1	229	2.75	Suppressed distorted and but maintaining good vigour and vitality.	Cut Ivy and re-evaluate.	M	C2
654	Sycamore (<i>Acer pseudoplatanus</i>)	M/A	G/F	15.00	2.00	3.00	4.00	5.00	2.50	1	334	4.01	Well-balanced and vigorous but supporting extensive Ivy cover.	Cut Ivy and re-evaluate.	L	B2
655	Sycamore (<i>Acer pseudoplatanus</i>)	M/A	D	4.00	4.00	2.00	2.00	2.00	2.00	1	398	4.77	Comprises an Ivy clad stump.	Remove.	N/A	U
657	Ash (<i>Fraxinus excelsior</i>)	M	P	18.00	6.00	4.00	7.00	9.00	5.00	1	780	9.36	Ongoing state of decline and dieback with substantial dead-wood within crown suggesting limited longevity.	Cleaning-out may have afford limited retention potential. Alternatively remove. Review regarding retention context.	S	C2

No.	Species	Age	Con	Ht.	CH	N	E	S	W	Stem	Dia.	RPA	Structural condition	PMR	Yrs.	Cat
658	Ash (<i>Fraxinus excelsior</i>)	E/M	F	12.00	4.00	5.00	3.00	3.00	4.00	1	207	2.48	Young and generally vigorous but substantially unbalanced to north.	Review regarding retention context and cut Ivy.	M	C2
569	Ash (<i>Fraxinus excelsior</i>)	M	F/P	16.00	3.00	8.00	6.00	7.00	6.50	2	589	7.07	Twin-stemmed from ground level with diverging stems. Southern stem appears to have sustained decapitation and northern stem is heavily unbalanced. Is considered to be of dubious retention merit.	Review regarding retention context cut Ivy.	S	C2
660	Ash (<i>Fraxinus excelsior</i>)	M	F/P	18.00	3.00	2.50	4.00	7.00	6.00	1	525	6.30	Typically one-sided and unbalanced towards and over lake edge. Vigour and vitality is impaired with dead-wood in evidence and higher crown.	Cut Ivy and re-evaluate.	M	C2
661	Ash (<i>Fraxinus excelsior</i>)	E/M	G/F	13.00	1.00	2.00	3.00	5.00	4.00	1	398	4.77	Heavily unbalanced towards and over lake edge thereby presenting little no threat. General vigour and vitality appears good.	Cut Ivy and re-evaluate.	M	C2
662	Sycamore (<i>Acer pseudoplatanus</i>)	M/A	G/F	18.00	1.50	4.00	5.00	7.00	4.50	1	484	5.81	Typically unbalanced towards Lake and appears be maintaining good general vigour and vitality notwithstanding heavy Ivy cover.	Cut Ivy and re-evaluate.	L	B2
663	Sycamore (<i>Acer pseudoplatanus</i>)	M	F/P	21.00	2.00	6.00	5.00	9.00	7.00	1	939	11.27	Particularly large and aged specimen of reduced vigour with substantial dead-wood in evidence of dieback throughout crown raising concerns regarding sustainability.	Cut Ivy and re-evaluate with regard retention context.	S	C2
664	Beech (<i>Fagus sylvatica</i>)	M/A	F	18.00	3.00	7.00	7.00	3.00	4.00	1	417	5.00	Unbalanced to north-east but maintaining good vigour and vitality.	Cut Ivy.	L	B2
665	Beech (<i>Fagus sylvatica</i>)	E/M	F	14.00	5.00	1.00	2.00	3.00	1.00	1	258	3.09	Drawn-up and whip-like. Appears to be maintaining reasonable vigour.	Review regularly.	M	C2
666	Beech (<i>Fagus sylvatica</i>)	E/M	F	13.00	6.00	4.00	6.00	5.00	0.00	1	261	3.13	Heavily distorted as result of suppression but appears be maintaining good vigour and vitality.	Cut Ivy and review regard retention context.	M	C2

No.	Species	Age	Con	Ht.	CH	N	E	S	W	Stem	Dia.	RPA	Structural condition	PMR	Yrs.	Cat
667	Beech (<i>Fagus sylvatica</i>)	E/M	F	15.00	5.00	2.00	4.00	5.00	4.50	1	306	3.67	Drawn-up and distorted but maintaining good general vigour and vitality.	Review regularly.	M	C2
668	Beech (<i>Fagus sylvatica</i>)	M/A	G/F	18.00	6.00	5.00	5.00	4.00	2.00	1	401	4.81	Suppressed and one-sided but maintaining good general vigour and vitality.	Review regularly.	L	B2
679	Beech (<i>Fagus sylvatica</i>)	M/A	F	15.00	3.00	3.00	5.00	6.00	4.00	1	395	4.74	Suppressed, distorted but maintaining good general vigour and vitality.	Review regularly.	M	C2
670	Beech (<i>Fagus sylvatica</i>)	E/M	F/P	9.00	2.00	3.00	3.00	4.00	3.00	1	207	2.48	Heavily suppressed but maintaining reasonable vigour and comprises typical element of woodland under story.	Cut Ivy and review regularly.	M	C2
671	Sycamore (<i>Acer pseudoplatanus</i>)	M	F	15.00	3.00	6.00	4.00	5.00	6.00	1	442	5.31	Heavily distorted suggesting possible prior crown failure. Vigour and vitality appears good.	Cut Ivy and review subsequent to Felling of adjoining dead trees.	M	C2
672	Sycamore (<i>Acer pseudoplatanus</i>)	M	G/F	15.00	1.00	4.00	4.50	7.00	5.00	1	579	6.95	Typically one-sided and unbalanced towards and over lake edge. General vigour and vitality appears good though Ivy cover is in extensive.	Cut Ivy and re-evaluate.	L	B2
673	Beech (<i>Fagus sylvatica</i>)	M	P	18.00	4.00	3.00	3.00	5.00	7.00	1	548	6.57	Large specimen heavily unbalanced and approaching death.	Remove.	N/A	U
674	Beech (<i>Fagus sylvatica</i>)	M	D	16.00	10.00	3.00	0.00	3.00	2.00	1	748	8.98	Completely dead and at risk of imminent collapse.	Remove.	N/A	U
675	Ash (<i>Fraxinus excelsior</i>)	E/M	F	7.50	2.00	3.00	3.50	2.00	4.00	1	385	4.62	Distorted and adjoining question arising from bank adjoining Weir masonry. Supports extensive Ivy cover and is variable vigour.	Cut Ivy and re-evaluate.	M	C2
676	Sycamore (<i>Acer pseudoplatanus</i>)	S/M	F	6.50	1.50	2.50	4.00	2.50	2.50	1	166	1.99	Young and vigorous arising from bank adjoining boggy area.	Review with regard retention context.	L	B2

No.	Species	Age	Con	Ht.	CH	N	E	S	W	Stem	Dia.	RPA	Structural condition	PMR	Yrs.	Cat
677	English Elm (<i>Ulmus minor</i>)	S/M	F	6.50	2.00	1.50	2.50	2.00	1.50	1	175	2.10	Suppressed and drawn-up but maintaining reasonable vigour.	Cut Ivy and review.	M	C2
678	Ash (<i>Fraxinus excelsior</i>) Group	E/M	F	14.00	1.50	4.00	2.50	4.00	5.50	2	433	5.19	Divided from ground level with western stem heavily unbalanced. Supports extensive Ivy cover.	Cut Ivy and re-evaluate.	M	C2
679	Ash (<i>Fraxinus excelsior</i>)	M/A	F	13.00	2.50	2.00	5.00	5.00	5.00	1	398	4.77	One-sided and typically unbalanced to south. Supports extensive Ivy cover. Vigour and vitality substantially below that expected retrieve this age raising concern with regard to sustainability.	Cut Ivy and re-evaluate.	S	C2
680	Common Yew (<i>Taxus baccata</i>)	E/M	F	7.00	1.50	3.00	3.50	3.00	2.50	1	388	4.66	Heavily suppressed but maintaining reasonable vigour. Supports extensive Ivy cover.	Cut Ivy and re-evaluate.	M	C2
681	Wild Cherry (<i>Prunus avium</i>)	M/A	F	9.00	2.50	3.00	3.00	3.00	2.00	1	197	2.37	Drawn-up and whip-like but apparently maintaining reasonable vigour and vitality.	Cut Ivy.	L	B2
682	Sycamore (<i>Acer pseudoplatanus</i>)	E/M	F	12.00	4.00	3.00	2.50	3.00	4.00	1	232	2.79	Badly suppressed as result of proximity to near neighbours but maintaining reasonable vigour.	Cut Ivy.	M	C2
683	Beech (<i>Fagus sylvatica</i>)	M	P	12.00	0.50	5.00	6.00	6.00	7.00	1	748	8.98	Large specimen subject to chronic and widespread decay as well as partial collapse.	Remove.	N/A	U
684	Ash (<i>Fraxinus excelsior</i>)	M/A	F	15.00	3.00	4.00	5.5.0	5.00	6.00	1	525	6.30	Twin stemmed from low level. Vigour and vitality appears good though Ivy cover is extensive to question is extensive to middle crown levels.	Cut Ivy and re-evaluate.	M	C2
685	Ash (<i>Fraxinus excelsior</i>) Group	E/M	F	12.00	0.00	5.00	5.00	5.00	5.00	4	525	6.30	Multi-stemmed from ground level and arising as sucker regeneration from the stump of previous tree. Is considered to be mechanically poor and will be predisposed damage in later life.	Cut Ivy, review with regard retention context.	M	C2

No.	Species	Age	Con	Ht.	CH	N	E	S	W	Stem	Dia.	RPA	Structural condition	PMR	Yrs.	Cat
686	Wych Elm (<i>Ulmus glabra</i>)	E/M	G/F	14.00	1.50	5.50	0.00	4.00	5.00	1	290	3.48	Heavily unbalanced to north-west as result of proximity to near neighbours. Vigour and vitality remains good with limited Ivy cover though predisposition towards Dutch Elm disease raises concerns with regard to sustainability.	Review regularly.	M	B2
687	Wych Elm (<i>Ulmus glabra</i>)	M/A	F	14.00	3.00	6.00	3.00	1.00	3.00	1	401	4.81	Typically unbalanced to north. Supports Ivy cover though is maintaining good vigour and vitality. Maybe predisposed to attack by Dutch Elm disease.	Cut Ivy. Review regularly.	M	B2
688	Sycamore (<i>Acer pseudoplatanus</i>) Group	E/M	F	13.00	0.00	4.50	3.00	4.00	5.00	5	430	5.16	Multi-stem from bank top position likely to be sucker regeneration from previous stump. Vigour and vitality is good though mechanical integrity may be impaired.	Review regularly.	M	C2
689	Ash (<i>Fraxinus excelsior</i>)	E/M	F/P	10.00	2.50	4.00	2.50	3.00	4.00	1	229	2.75	Tall and spindly, is of reduced vigour raising some concern with regard to sustainability.	Cut Ivy and review regularly.	S	C2
690	Sycamore (<i>Acer pseudoplatanus</i>) Group	E/M	F/P	11.00	0.00	4.00	4.50	5.00	5.00	3	420	5.04	Multi-stem from bank top position raising concerns with regard mechanical integrity in later life. Has sustained substantial cutting of lower crown suckers.	Clean-out and cut Ivy. Review regarding retention context.	M	C2
691	Holly (<i>Ilex aquifolium</i>)	M	F	7.00	0.00	3.5.0	2.50	3.50	3.50	1	251	3.02	Squat suppressed but maintaining reasonable vigour and vitality.	Review regularly.	M	C2
692	Ash (<i>Fraxinus excelsior</i>)	E/M	F	13.00	1.50	4.00	1.00	3.50	4.50	1	280	3.36	Drawn-up and distorted, typically unbalanced to west. Is heavily divided at 1.75 m. crown supports Ivy cover.	Cut Ivy and review regard retention context.	M	C2
693	Sycamore (<i>Acer pseudoplatanus</i>)	E/M	F	10.00	3.00	1.00	2.00	3.00	3.50	1	216	2.60	Suppressed distorted but maintaining reasonable vigour and vitality.	Review regularly.	M	C2

No.	Species	Age	Con	Ht.	CH	N	E	S	W	Stem	Dia.	RPA	Structural condition	PMR	Yrs.	Cat
694	Sycamore (<i>Acer pseudoplatanus</i>)	M/A	F	14.00	1.00	5.00	4.00	3.00	5.00	1	385	4.62	Somewhat one-sided as result of suppression and supporting substantial Ivy cover. Vigour and vitality remains good.	Cut Ivy and re-evaluate.	L	B2
695	Common Yew (<i>Taxus baccata</i>)	M	G/F	12.00	2.00	7.00	6.00	5.00	5.00	3	939	11.27	A large specimen whose lower crown in particular has been suppressed and supporting limited viable crown. Crown supports developing Ivy cover substantial dead-wood.	Clean-out and cut Ivy.	L	B2
696	Lombardy Poplar (<i>Populus nigra</i> "Italica")	M	G/F	22.00	3.00	2.00	2.00	2.00	2.00	1	525	6.30	Tall and drawn-up, typical for species. Vigour and vitality is fair though Ivy cover is extensive.	Cut Ivy and re-evaluate.	L	B2
697	Lombardy Poplar (<i>Populus nigra</i> "Italica")	M	G/F	21.00	2.50	2.00	2.00	2.00	2.00	1	439	5.27	Tall and drawn-up, typical for species. Vigour and vitality is fair though Ivy cover is extensive.	Cut Ivy and re-evaluate.	L	B2
698	Lombardy Poplar (<i>Populus nigra</i> "Italica")	M	G/F	22.00	2.50	2.00	2.00	2.50	2.00	1	493	5.92	Tall and drawn-up, typical for species. Vigour and vitality is fair though Ivy cover is extensive.	Cut Ivy and re-evaluate.	L	B2
699	Lombardy Poplar (<i>Populus nigra</i> "Italica")	M	G/F	22.00	2.50	1.50	1.50	1.50	1.50	1	477	5.73	Tall and drawn-up, typical for species. Vigour and vitality is fair though Ivy cover is extensive.	Cut Ivy and re-evaluate.	L	B2
700	Lombardy Poplar (<i>Populus nigra</i> "Italica")	M	G/F	23.00	4.00	2.00	3.00	2.50	2.00	1	592	7.10	Large dominating end of line specimen.	Cut Ivy and re-evaluate.	L	B2
701	Common Yew (<i>Taxus baccata</i>)	M	G	13.00	1.00	6.00	5.50	5.00	4.00	1	554	6.65	Suppressed and supporting notable Ivy cover. Much of viable canopy is limited to higher levels.	Cut Ivy and clean-out.	L	B2
702	Beech (<i>Fagus sylvatica</i>)	M	P	20.00	3.00	7.00	5.50	6.00	6.50	1	783	9.40	Large specimen exhibiting classics and decline defoliation about higher crown and infection of posture liner on northern side of stem base. Continued deterioration is unavoidable and collapse inevitable.	Remove.	N/A	U

No.	Species	Age	Con	Ht.	CH	N	E	S	W	Stem	Dia.	RPA	Structural condition	PMR	Yrs.	Cat
703	Ash (<i>Fraxinus excelsior</i>)	M	F	18.00	0.00	7.00	6.50	7.00	7.00	1	684	8.21	A broad and spreading specimen arising from Lake edge. Vigour and vitality is fair though dead-wood and storm damage is notable. Ivy is also attaining troublesome levels within crown.	Cut Ivy and clean-out. Review regularly.	L	B2
704	Sycamore (<i>Acer pseudoplatanus</i>)	S/M	F/P	8.00	0.50	2.00	1.00	3.00	3.00	1	175	2.10	Suppressed and distorted, comprising typical element of woodland under story.	Review regarding retention context.	M	C2
705	Wych Elm (<i>Ulmus glabra</i>)	E/M	P	9.00	1.50	0.00	2.00	4.50	4.50	1	229	2.75	A distorted multi-stemmed group suppressed as result of proximity to near neighbours. Of poor quality predisposed to attack by Dutch Elm disease.	Review regularly.	S	C2
706	Common Yew (<i>Taxus baccata</i>)	M	G/F	14.00	2.50	5.00	5.00	3.00	5.00	1	684	8.21	Slightly suppressed and unbalanced to north. Of reasonable vigour and vitality, though viable crown is limited to higher levels.	Cut Ivy and clean-out.	L	B2
707	Common Yew (<i>Taxus baccata</i>)	M/A	F	12.00	2.00	5.00	4.00	1.00	5.50	1	525	6.30	Suppressed and typically unbalanced to north-west. Supports extensive Ivy cover and supports limited viable crown below apex.	Cut Ivy and remove large stumps. Review regularly.	L	B2
708	Beech (<i>Fagus sylvatica</i>)	M	F	26.00	1.50	12.00	8.00	7.00	10.00	1	875	10.50	Crown vigour is fair but variable with minor decline and dead-wood development noted about crown periphery. Tree supports notable imbalance to north. Principal stem support extensive Ivy cover that prevents detailed visual appraisal at this time raising concern with regard to possible evidence of pathogen attack.	Cut Ivy and review with regard retention context.	L	B2

No.	Species	Age	Con	Ht.	CH	N	E	S	W	Stem	Dia.	RPA	Structural condition	PMR	Yrs.	Cat
709	Sycamore (<i>Acer pseudoplatanus</i>)	E/M	F	13.00	1.50	4.00	4.00	3.00	3.00	1	382	4.58	Relatively young specimen of variable crown vigour with dieback in evidence about crown periphery suggesting further deterioration in future.	Cut Ivy and review regularly regarding suitability for retention.	S	C2
710	Beech (<i>Fagus sylvatica</i>)	M	P	24.00	2.50	9.00	10.00	8.00	6.00	1	875	10.50	A large specimen exhibiting classic evidence of decline about crown apex and substantial widespread infection of Ganoderma near ground level. Continued deterioration is inevitable and trees at high risk of collapse.	Remove.	N/A	U
711	Ash (<i>Fraxinus excelsior</i>) Group	S/M	F/P	11.00	1.50	3.50	2.50	2.00	2.50	3	271	3.25	A suckering group of dubious sustainability.	Review regarding retention context.	S	C2
712	English Elm (<i>Ulmus minor</i>)	S/M	F	12.00	1.00	1.50	3.00	2.50	1.50	1	207	2.48	Young and suckering specimen supporting extensive Ivy cover. Vigour and vitality is impaired raising concerns with regard to sustainability and possibility of Dutch Elm disease attack.	Cut Ivy and review on regular basis.	S	C2
713	English Elm (<i>Ulmus minor</i>)	E/M	F	13.00	1.50	5.00	3.00	2.00	4.00	1	344	4.13	Distorted and unbalanced to north but maintaining reasonable vigour and vitality. May be predisposed to attack by Dutch Elm disease.	Review regularly.	M	C2
714	English Elm (<i>Ulmus minor</i>)	E/M	F	14.00	3.00	3.00	2.00	4.00	3.00	1	306	3.67	A tall and columnar specimen of reasonable vigour and vitality though maybe predisposed to attack by Dutch Elm disease.	Review regularly.	M	B2
715	Beech (<i>Fagus sylvatica</i>)	M/A	F/P	12.00	0.00	2.00	4.00	5.00	3.00	1	366	4.39	Arising from bank top position and is distorted and unbalanced to south.	Review regularly with regard suitability for retention.	M	C2

No.	Species	Age	Con	Ht.	CH	N	E	S	W	Stem	Dia.	RPA	Structural condition	PMR	Yrs.	Cat
716	Beech (<i>Fagus sylvatica</i>)	M	G/F	24.00	4.00	7.00	5.00	7.00	7.00	1	939	11.27	Large specimen of reasonable vigour and vitality currently supporting only minimal Ivy cover. Some concern exists with regard to exposure.	Cut Ivy and review regularly.	L	B1-2
717	Beech (<i>Fagus sylvatica</i>)	M	G/F	20.00	3.00	6.00	7.00	6.00	3.00	1	621	7.45	Suppressed and substantially one-sided, general vigour and vitality appears fair. Should be reviewed in conjunction with adjoining specimen.	Review regularly.	M	B2
718	Ash (<i>Fraxinus excelsior</i>)	E/M	F/P	10.00	3.00	6.00	1.00	0.00	2.00	1	229	2.75	Suppressed and one-sided suppressed and one-sided, typically unbalanced to north towards Lake. Is considered to be of poor quality and ill-suited to retention.		S	C2
719	Holly (<i>Ilex aquifolium</i>)	M/A	F	10.00	1.00	4.00	3.00	2.50	3.00	1	255	3.06	Suppressed distorted but maintaining reasonable vigour and vitality.	Review regularly.	S	C2
720	Sycamore (<i>Acer pseudoplatanus</i>)	E/M	F/P	11.00	1.00	2.00	0.00	1.50	5.00	1	236	2.83	Wholly one-sided and unbalanced to west. Is considered to be of dubious retention merit.	Review regarding retention context.	S	C2
721	White Willow (<i>Salix alba</i>)	M	F	14.00	0.00	8.00	6.00	2.00	11.00	2	872	10.47	Large specimen typically unbalanced to north-west. Tree exhibits evidence of anthracnose attack as well as storm damage. Ivy is developing about middle-crown.	Review regarding retention context.	M	C2
722	Beech (<i>Fagus sylvatica</i>)	M/A	F	16.00	3.00	4.00	3.00	4.50	4.50	1	366	4.39	Tall and drawn-up specimen of good vigour and vitality. Form may not be suitable for retention if isolated or exposed.	Review regarding retention context.	L	B2
723	Sycamore (<i>Acer pseudoplatanus</i>)	M/A	F	14.00	1.25	3.00	3.00	5.00	2.50	1	398	4.77	Multi-stemmed from 1.50 m and drawn-up form. Ill-suited retention if isolated or exposed.	Review regarding retention context.	M	C2

No.	Species	Age	Con	Ht.	CH	N	E	S	W	Stem	Dia.	RPA	Structural condition	PMR	Yrs.	Cat
724	Ash (<i>Fraxinus excelsior</i>)	E/M	F	14.00	3.50	4.50	4.00	1.00	3.00	1	229	2.75	Heavily distorted and typically unbalanced to north. Is of poor form would be ill-suited to retention in isolation or if exposed.	Review regarding retention context.	S	C2
725	Sycamore (<i>Acer pseudoplatanus</i>)	M/A	F	15.00	2.50	4.50	3.00	4.50	3.00	1	388	4.66	Drawn-up as result of suppression by near neighbours. Vigour and vitality remains good. Is heavily divided at 1.50 m	Review regarding retention context.	M	C2
726	Beech (<i>Fagus sylvatica</i>)	M/A	F	14.00	1.50	4.00	4.00	4.50	3.00	1	462	5.54	Two close proximity stems arise to combine to create a single canopy form. Suppressed distorted as result of proximity to near neighbours.	Review regarding retention context.	L	B2
727	Sycamore (<i>Acer pseudoplatanus</i>)	M/A	F	14.00	2.00	4.50	5.00	5.00	5.00	1	442	5.31	Badly distorted but maintaining reasonable vigour and vitality.	Cut Ivy and review regard retention context.	L	C2
728	Sycamore (<i>Acer pseudoplatanus</i>)	M/A	F	13.00	1.50	7.00	6.50	4.00	3.00	1	398	4.77	Heavily unbalanced to north-east as result proximity to near neighbours. Structural form is considered impaired. Tree supports extensive Ivy cover.	Review regard to retention context.	M	C2
729	Wych Elm (<i>Ulmus glabra</i>)	S/M	F	9.00	0.50	3.00	2.50	2.50	2.50	2	261	3.13	A suckering width comprising typical element of woodland under story. Maybe predisposed to attack by Dutch Elm disease.	Review regarding retention context.	M	B2
730	Horse Chestnut (<i>Aesculus hippocastanum</i>)	M	F	20.00	1.00	7.00	5.00	5.00	6.00	1	1022	12.26	Appears be maintaining reasonable vigour and vitality at this time. Ivy is developing on primary stem.	Cut Ivy and review regularly.	L	B2
731	Beech (<i>Fagus sylvatica</i>)	M	P	23.00	3.00	5.00	4.00	6.50	5.00	1	955	11.46	A large specimen having lost crown apex with large proportion of remaining crown now dead.	Remove.	N/A	U
732	Beech (<i>Fagus sylvatica</i>)	M	D	14.00	2.00	4.00	3.00	6.00	5.00	1	949	11.38	Exists as a stump.	Remove.	N/A	U

No.	Species	Age	Con	Ht.	CH	N	E	S	W	Stem	Dia.	RPA	Structural condition	PMR	Yrs.	Cat
733	Ash (<i>Fraxinus excelsior</i>) Group	M/A	F/P	11.00	0.00	4.00	3.00	4.00	4.00	2	430	5.16	A squat suppressed and distorted multi-stemmed group arising from eroded bank top position.	Review regarding retention context.	S	C2
734	Sycamore (<i>Acer pseudoplatanus</i>)	E/M	F/P	10.00	0.00	4.50	4.50	4.00	2.50	1	398	4.77	Suppressed distorted arising from eroded bank top position.	Review regarding retention context.	S	C2
735	Ash (<i>Fraxinus excelsior</i>) Group	E/M	F/P	12.00	0.00	4.00	3.00	4.00	3.00	4	407	4.89	Suckering group arising from bank top position. Is of poor form and suitability of retention as part of woodland thicket.	Review regarding retention context.	M	C2
736	Sycamore (<i>Acer pseudoplatanus</i>)	E/M	F/P	11.00	1.50	4.50	2.00	2.00	2.50	1	382	4.58	Suppressed, distorted and multi-stemmed, arising from eroded bank. May prove suitable for retention as part of broader thicket group.	Review regarding retention context.	S	C2
737	Ash (<i>Fraxinus excelsior</i>)	E/M	F/P	13.00	5.00	5.00	2.50	2.00	4.00	3	462	5.54	Multi-stem suckers arising from stump top position on eroded bank. Considered to be a dubious mechanical form and maybe predisposed to failure.	Review regarding retention context.	S	C2
738	Sycamore (<i>Acer pseudoplatanus</i>) Group	E/M	F/P	9.00	0.00	4.00	5.00	5.00	4.00	6	589	7.07	Young, vigorous suckering group arising from bank top position.	Review regarding retention context.	M	C2
739	Ash (<i>Fraxinus excelsior</i>)	E/M	F/P	11.00	2.00	2.00	3.00	3.50	2.50	8	557	6.68	Suckering group exhibiting classic signs of decline and deterioration.	Review regarding retention context.	S	C2
740	Ash (<i>Fraxinus excelsior</i>) Group	M/A	P	10.00	0.00	4.00	4.00	5.00	4.00	1	907	10.89	Large suckering multi-stemmed group arising as sucker regeneration from the stump of previous tree. Is considered mechanically poor and ill-suited to retention other than as part of woodland thicket.	Review regarding retention context.	S	C2
741	Ash (<i>Fraxinus excelsior</i>) Group	E/M	F	12.00	2.50	4.00	4.50	5.00	4.00	1	261	3.13	Young and vigorous specimen arising from bank top position.	Review regarding retention context.	M	C2

No.	Species	Age	Con	Ht.	CH	N	E	S	W	Stem	Dia.	RPA	Structural condition	PMR	Yrs.	Cat
742	Sycamore (<i>Acer pseudoplatanus</i>)	E/M	F/P	9.00	0.00	4.50	5.00	5.00	4.00	1	525	6.30	A broad and spreading suckering group arising from bank top position. Is considered to be of poor quality and ill-suited to retention of as part of woodland thicket.		M	C2
743	Ash (<i>Fraxinus excelsior</i>)	E/M	F	11.00	2.00	4.00	5.00	5.00	4.00	1	255	3.06	Young and apparently vigorous, arising as typical element of woodland thicket.	Review regarding retention context.	L	B2
744	Ash (<i>Fraxinus excelsior</i>)	S/M	F/P	6.00	0.00	1.00	2.00	4.00	3.00	1	175	2.10	Chronically suppressed and distorted. Small stature presents little no threat.	Review regard to suitability for retention as part of woodland thicket.	M	C2
745	Ash (<i>Fraxinus excelsior</i>) Group	M/A	F/P	14.00	0.00	4.00	5.00	5.00	3.50	1	875	10.50	A multi-stemmed and thicket like group arising from stump of previous tree. Is considered to be mechanically poor and loss is of dubious sustainability. Vigour and vitality is good.	Cut Ivy and review regard suitability for retention.	S	C2
746	Ash (<i>Fraxinus excelsior</i>) Group	E/M	F/P	12.00	1.25	1.00	5.00	6.00	4.00	1	398	4.77	A multi-stemmed group of distorted and heavily forked habit raising concerns with regard mechanical integrity and sustainability.	Cut Ivy and review with regard suitability for retention as part of woodland thicket.	S	C2
747	Sycamore (<i>Acer pseudoplatanus</i>) Group	E/M	F/P	9.00	0.00	4.00	5.00	5.00	5.00	6	525	6.30	Multi-stemmed and thicket like group arising from ditch embankment. Is considered to be of poor quality though small stature presents limited threat at present. Potentially suitable for retention as part of woodland thicket.	Review regarding retention context.	M	C2
748	Sycamore (<i>Acer pseudoplatanus</i>)	E/M	P	8.00	1.50	1.50	2.50	3.50	1.00	3	271	3.25	Drawn-up and whip-like with north-western side of crown already dead. Ill-suited to retention.	Consider early removal.	N/A	U

No.	Species	Age	Con	Ht.	CH	N	E	S	W	Stem	Dia.	RPA	Structural condition	PMR	Yrs.	Cat
749	Sycamore (<i>Acer pseudoplatanus</i>) Group	E/M	P	10.00	0.00	4.00	4.50	5.00	4.50	1	525	6.30	A broad and spreading suckering group of poor mechanical form and dubious sustainability. Small stature such as to present limited threat at present. Potentially suitable for retention as part of woodland thicket.	Review regarding retention context.	M	C2
750	Ash (<i>Fraxinus excelsior</i>)	E/M	F/P	10.00	0.00	3.00	4.50	5.00	3.50	4	462	5.54	Multi-stemmed and suckering group arising from stump with notable compression forks. Is considered to be of dubious mechanical integrity. Small stature presents limited threat at present. Potentially suitable for retention as part of woodland thicket.	Review regarding retention context.	M	C2
751	Sycamore (<i>Acer pseudoplatanus</i>)	E/M	P	8.00	0.00	2.50	2.00	4.00	4.50	1	271	3.25	A remnant sucker from a previous split tree. Unsuitable for retention.	Remove.	N/A	U
752	Holly (<i>Ilex aquifolium</i>)	M/A	F	6.00	0.00	2.00	2.00	3.00	2.50	1	229	2.75	Suppressed and supporting extensive Ivy cover	Cut Ivy and re-evaluate.	M	C2
753	Larch (<i>Larix decidua</i>)	M	P	19.00	3.00	5.00	5.00	2.50	3.50	1	535	6.42	Relatively large specimen typically unbalanced to north-east and suffering chronic decline and death of crown apex. Unsuitable for retention.	Remove.	N/A	U
754	Larch (<i>Larix decidua</i>)	M	P	10.00	0.00	9.00	2.00	0.00	2.00	1	490	5.88	Has collapse in northerly direction is caught within crown of adjoining beech. Is unsuitable for retention.	Remove.	N/A	U
755	Ash (<i>Fraxinus excelsior</i>)	E/M	F/P	9.00	0.00	3.00	5.00	5.00	4.00	2	376	4.51	Distorted and divided from bank top position. Appears to have sustained early life instability with much of supporting bank eroded. Small stature peers present limited threat tree is considered of limited sustainability.	Review regarding retention context.	S	C2

No.	Species	Age	Con	Ht.	CH	N	E	S	W	Stem	Dia.	RPA	Structural condition	PMR	Yrs.	Cat
756	Sycamore (<i>Acer pseudoplatanus</i>)	E/M	F/P	10.00	0.00	2.00	3.00	4.50	2.50	1	271	3.25	Naturally arising from bank side position with decline in evidence about higher crown. Is of dubious retention merit.	Review regarding retention context.	S	C2
757	Ash (<i>Fraxinus excelsior</i>)	M	F/P	18.00	4.00	2.00	6.00	8.00	5.00	1	560	6.72	Heavily unbalanced to south. Vigour and vitality is substantially reduced with dead-wood and crown thinning evidence throughout crown. Much of crown is obscured by Ivy cover.	Cut Ivy and re-evaluate with regard suitability for retention.	S	C2
758	Sycamore (<i>Acer pseudoplatanus</i>)	M/A	F	15.00	1.50	3.00	5.00	7.00	5.00	1	525	6.30	Apparently vigorous though unbalanced to south.	Review regarding retention context.	L	B2
759	Sycamore (<i>Acer pseudoplatanus</i>) Group	E/M	F	9.00	1.50	3.00	5.00	5.00	3.50	4	398	4.77	Multi-stemmed and distorted. Arising from bank top position. Small stature presents limited threat.	Review with regard to sustainability.	M	C2
760	Beech (<i>Fagus sylvatica</i>)	M/A	G/F	16.00	2.00	4.50	4.00	4.50	4.50	1	462	5.54	Relatively young and still vigorous specimen arising from position partway down eroded embankment. General vigour and vitality remains good.	Review regularly.	L	B2
761	Beech (<i>Fagus sylvatica</i>)	M	P	19.00	2.25	6.00	7.00	7.00	7.00	1	907	10.89	Arises from position midway down eroded embankment. Vigour and vitality is less than that expected tree of this age with dieback and defoliation throughout crown apex illustrating minimal sustainability. Is considered ill-suited to retention or than for extreme short-term.	Consider early removal.	N/A	U
762	Sycamore (<i>Acer pseudoplatanus</i>)	S/M	F/P	5.50	1.00	2.00	3.00	2.50	1.50	1	197	2.37	Suppressed, distorted and of typically poor quality. Small stature presents limited threat though tree is considered to be of minimal retention merit.		S	C2

No.	Species	Age	Con	Ht.	CH	N	E	S	W	Stem	Dia.	RPA	Structural condition	PMR	Yrs.	Cat
763	Beech (<i>Fagus sylvatica</i>)	M	F/P	21.00	2.50	6.00	7.00	6.00	5.50	1	987	11.84	Of notably reduced vigour with evidence of decline, dieback and dead-wood development throughout higher crown signifying limited longevity and sustainability. Stem supports extensive Ivy cover that prevents detailed visible creation detailed visual appraisal at this time.	Review with regard retention context and potential for partial or limited retention.	N/A	U
764	White Willow (<i>Salix alba</i>)	E/M	F	13.00	2.00	7.00	5.50	4.50	4.50	2	398	4.77	Multiple stems arise from bank top position. All stems distorted and unbalanced but maintaining good vigour and vitality.	Review regularly and with regard to development context.	M	C2
764a	Ash (<i>Fraxinus excelsior</i>)	M/A	F/P	14.00	5.00	4.00	5.00	3.50	4.00	2	462	5.54	Twin-stemmed from low level. Vigour and vitality is impaired with evidence of dieback in dead-wood development notable throughout crown. Crown also supports extensive Ivy cover. Appears to be of limited sustainability.	Cut Ivy and review annually regarding ongoing suitability for retention.	S	C2
765	Ash (<i>Fraxinus excelsior</i>)	M	F	18.00	8.00	5.00	5.00	6.50	5.00	1	506	6.07	Vigour and vitality is below that expected for tree of this age with crown thinning and dead-wood development notable. Principal stem supports extensive Ivy cover that prevents detailed visual appraisal at this time.	Cut Ivy and re-evaluate with regard retention context and ongoing suitability for retention.	M	C2
766	Beech (<i>Fagus sylvatica</i>)	M	G/F	17.00	2.00	7.00	7.00	5.00	6.00	1	605	7.26	Distorted and heavily divided at 3.00 m. General vigour and vitality remains good.	Review regarding retention context.	L	B2
767	Sycamore (<i>Acer pseudoplatanus</i>)	E/M	F	12.00	2.00	5.00	4.50	2.00	5.00	2	347	4.16	Divided from ground level. Heavily unbalanced to north. Is maintaining good general vigour and vitality.	Review regularly.	L	C2

No.	Species	Age	Con	Ht.	CH	N	E	S	W	Stem	Dia.	RPA	Structural condition	PMR	Yrs.	Cat
768	Ash (<i>Fraxinus excelsior</i>) Group	E/M	F/P	13.00	2.50	4.00	3.00	2.50	4.00	4	366	4.39	A multi-stemmed and suckering like group this of mechanically poor form. Worthy retention only as part of woodland group.	Review regularly.	M	C2
769	Ash (<i>Fraxinus excelsior</i>) Group	E/M	F/P	13.00	3.50	2.00	1.50	4.50	4.00	3	344	4.13	Multi-stemmed from ground level raised concerns with regard mechanical integrity in long-term sustainability.	Review regularly.	M	C2
770	Ash (<i>Fraxinus excelsior</i>) Group	E/M	F/P	13.00	0.00	4.50	4.50	3.00	2.00	2	382	4.58	A poor quality specimen having suffered ground erosion near base. Suitable for retention only as part of woodland thicket.	Review regularly.	M	C2
771	Sycamore (<i>Acer pseudoplatanus</i>) Ash (<i>Fraxinus excelsior</i>) Group	E/M	F/P	12.00	0.00	5.00	5.00	5.00	3.50	1	398	4.77	A multi-stemmed and suckering group of poor quality but is maintaining good general vigour and vitality. Suitable for retention only as part of woodland thicket.	Review regularly.	M	C2
772	Ash (<i>Fraxinus excelsior</i>) Group	E/M	F/P	12.00	0.00	2.50	5.50	3.00	2.50	1	350	4.20	Multi-stemmed from ground level and of typically poor quality. Suitable only for retention as part of woodland thicket.		M	C2
773	Ash (<i>Fraxinus excelsior</i>) Group	E/M	P	12.00	0.00	3.00	5.00	4.50	3.00	4	430	5.16	A dispersed and multi-stemmed group of poor quality and dubious sustainability.	Cut Ivy and review regularly regarding suitability for retention.	S	C2
774	Ash (<i>Fraxinus excelsior</i>) Group	E/M	F/P	14.00	2.00	4.00	6.00	6.00	3.00	3	471	5.65	Multi-stemmed from ground level considered to be of mechanically poor form. Is maintaining good general vigour and vitality remains suitable for limited retention as part of woodland thicket.	Review regularly.	M	C2
775	Ash (<i>Fraxinus excelsior</i>)	E/M	F	13.00	3.50	2.50	3.00	3.00	1.50	1	236	2.83	Drawn-up with limited higher crown. Vigour and vitality is fair but less than that expected retrieve this age.	Review regularly.	M	C2

No.	Species	Age	Con	Ht.	CH	N	E	S	W	Stem	Dia.	RPA	Structural condition	PMR	Yrs.	Cat
776	Sycamore (<i>Acer pseudoplatanus</i>) Group	E/M	F/P	14.00	2.50	5.50	5.00	5.00	4.00	3	462	5.54	Dispersed and multi-stemmed group of typically poor quality but is maintaining reasonable vigour and vitality.	Review regularly with regard to ongoing suitability for retention.	S	C2
777	English Elm (<i>Ulmus minor</i>)	E/M	F	10.00	2.50	1.50	1.50	2.50	1.50	1	229	2.75	Young and vigorous though susceptible to Dutch Elm disease attack.	Review regularly.	M	C2
778	Sycamore (<i>Acer pseudoplatanus</i>)	S/M	F	7.00	2.00	2.50	2.00	3.00	3.00	1	188	2.25	Young and vigorous though becoming suppressed.	Cut Ivy and review regularly.	L	B2
779	Ash (<i>Fraxinus excelsior</i>)	E/M	F	12.00	2.00	4.00	4.00	5.00	4.00	1	385	4.62	Young and relatively vigorous though supporting extensive Ivy cover.	Cut Ivy and re-evaluate.	L	B2
780	Sycamore (<i>Acer pseudoplatanus</i>) Group	E/M	F	10.00	2.00	3.00	1.50	4.50	4.50	2	347	4.16	Suppressed and distorted, heavily divided from ground level. Of typically poor quality but worthy of retention as part of woodland thicket.	Review regularly.	M	C2
781	Sycamore (<i>Acer pseudoplatanus</i>)	E/M	P	13.00	2.50	3.50	4.50	4.50	5.00	1	462	5.54	Has suffered fire damage with wound now colonised by decay causing fungi. Vigour and vitality is impaired. Is considered to be of dubious retention merit.	Consider early removal.	N/A	U
782	Sycamore (<i>Acer pseudoplatanus</i>)	E/M	P	9.00	3.50	2.00	3.50	2.50	3.00	1	236	2.83	Still vigorous but affected by fire damage near ground level and exhibiting evidence of decay and fungal activity.	Consider removal to provide additional space.	N/A	U
783	Sycamore (<i>Acer pseudoplatanus</i>)	E/M	P	10.00	3.00	2.00	3.00	2.50	2.50	1	220	2.64	Fire damaged near ground level with decay commencing.	Remove.	N/A	U
784	Ash (<i>Fraxinus excelsior</i>)	E/M	F	13.00	4.00	4.50	5.00	2.50	1.00	1	258	3.09	Typically unbalanced to east. Vigour and vitality is less than that expected retrieve this age.	Review regularly.	M	C2

No.	Species	Age	Con	Ht.	CH	N	E	S	W	Stem	Dia.	RPA	Structural condition	PMR	Yrs.	Cat
785	Sycamore (<i>Acer pseudoplatanus</i>)	E/M	P	13.00	2.00	3.00	3.00	2.50	2.00	1	236	2.83	Damaged and supporting infection of Ustulina at ground level. Unsuitable for retention.	Remove.	N/A	U
786	Sycamore (<i>Acer pseudoplatanus</i>)	E/M	F	9.00	2.00	3.50	3.50	2.00	2.00	1	194	2.33	Suppressed, distorted with higher crown damage. Is considered to be of poor quality and ill-suited to retention.	Consider removal to reduce competition.	N/A	U
787	Ash (<i>Fraxinus excelsior</i>) Group	M/A	F/P	15.00	4.00	6.00	7.00	7.00	5.50	3	548	6.57	Heavily divided from ground level raising some concern with regard mechanical integrity. Vigour and vitality is fair but below that expected retrieve this age.	Review regarding retention context and on regular basis.	M	C2
788	English Elm (<i>Ulmus minor</i>)	S/M	G/F	10.00	2.00	4.50	2.00	2.00	2.00	1	175	2.10	Young and vigorous though becoming suppressed. May be susceptible to Dutch Elm disease attack.	Review regularly.	M	B2
789	Sycamore (<i>Acer pseudoplatanus</i>)	S/M	F	10.00	2.25	2.00	2.00	3.00	2.00	1	194	2.33	Young and vigorous though becoming suppressed.	Review with regard to retention as part of woodland thicket.	L	C2
790	Sycamore (<i>Acer pseudoplatanus</i>)	E/M	F	13.00	2.00	2.00	3.00	5.00	3.50	1	267	3.21	Suppressed and this sorted as result proximity to near neighbours. General vigour and vitality remains fair.	Review regularly.	M	C2
791	Ash (<i>Fraxinus excelsior</i>)	M/A	G/F	16.00	2.50	7.00	5.00	5.00	5.50	1	449	5.39	A still young but large specimen with spreading crown. Crown is subject to both storm damage and dead-wood development. Ivy cover is limited at present.	Cut remaining Ivy and clean-out.	M	B2
792	Ash (<i>Fraxinus excelsior</i>)	M/A	F	10.00	2.00	6.50	7.00	6.50	0.50	1	484	5.81	Heavily suppressed and notably unbalanced to east as result of proximity to position beneath canopy of adjoining trees. Is considered to be of mechanically impaired form but is maintaining reasonable vigour.	Cut Ivy and review regularly.	M	C2

No.	Species	Age	Con	Ht.	CH	N	E	S	W	Stem	Dia.	RPA	Structural condition	PMR	Yrs.	Cat
793	Sycamore (<i>Acer pseudoplatanus</i>)	E/M	F	11.00	3.00	4.50	5.00	2.00	2.00	1	251	3.02	Suppressed and distorted but maintaining reasonable vigour.	Cut Ivy and review regularly.	M	C2
794	Sycamore (<i>Acer pseudoplatanus</i>)	E/M	F	9.00	2.00	2.00	4.50	3.50	3.00	1	328	3.93	Suppressed and distorted but maintaining reasonable vigour and vitality.	Review regularly.	M	C2
795	Crack Willow (<i>Salix fragilis</i>)	E/M	P	7.00	0.00	9.00	7.00	0.00	0.00	1	350	4.20	A sucker arising from southern side of stream but heavily unbalanced to north-east. Is subject to chronic decay near ground level. Collapse is imminent.	Remove.	N/A	U
796	Ash (<i>Fraxinus excelsior</i>) Group	M/A	F/P	16.00	2.50	5.00	6.00	4.50	4.50	5	525	6.30	A relatively large multi-stem group likely to have arisen as sucker regeneration from the stump of previous tree. Is considered to be mechanically impaired though vigour and vitality remains fair.	Cut Ivy and review regularly regarding suitability pretension as part of woodland thicket.	M	C2
797	Sycamore (<i>Acer pseudoplatanus</i>) Ash (<i>Fraxinus excelsior</i>) Group	E/M	F/P	15.00	2.00	5.00	4.00	4.50	3.00	1	462	5.54	Multi-stemmed and distorted from ground level. Is considered to be particularly poor quality and dubious retention merit or sustainability.	Review regarding retention context.	S	C2
798	Ash (<i>Fraxinus excelsior</i>)	M	F	18.00	3.00	6.00	6.00	6.00	5.00	1	516	6.19	A relatively large specimen heavily divided at 1.75 m. Vigour and vitality remains good, though much of principal stems obscure by dense Ivy cover.	Cut Ivy and re-evaluate.	L	B2
799	Sycamore (<i>Acer pseudoplatanus</i>) Ash (<i>Fraxinus excelsior</i>) Group	E/M	F	9.00	3.00	2.50	1.50	2.00	2.00	1	207	2.48	Suppressed and arising from suckering thicket.	Review regarding retention context.	S	C2

No.	Species	Age	Con	Ht.	CH	N	E	S	W	Stem	Dia.	RPA	Structural condition	PMR	Yrs.	Cat
799a	Sycamore (<i>Acer pseudoplatanus</i>)	E/M	F	9.00	2.00	4.50	3.00	3.50	2.00	1	267	3.21	Suppressed and supporting extensive Ivy cover but maintaining reasonable vigour and vitality.	Review regularly.	M	B2
800	Ash (<i>Fraxinus excelsior</i>)	E/M	F/P	13.00	3.50	0.00	1.00	4.00	3.00	1	229	2.75	Suppressed and distorted comprising typical element of woodland flora.	Review with regard to retention context.	S	C2
801	Ash (<i>Fraxinus excelsior</i>) Group	E/M	F/P	13.00	2.50	1.00	3.50	5.00	2.50	3	398	4.77	Multi-stemmed from ground level and distorted, raising concern with regard to mechanical integrity and sustainability. Suitable only for retention as part of woodland thicket.	Review regarding retention context.	S	C2
802	Ash (<i>Fraxinus excelsior</i>)	S/M	P	7.00	2.50	2.00	4.00	4.50	0.50	1	188	2.25	Heavily suppressed and distorted. Of dubious retention merit.	Review regarding retention context.	S	C2
803	English Elm (<i>Ulmus minor</i>)	E/M	G/F	14.00	3.50	1.00	1.50	4.50	3.00	1	261	3.13	Suppressed and drawn-up but maintaining reasonable vigour and vitality. Concern exists with regard to sustainability in light of predisposition towards Dutch Elm disease attack.	Review regularly.	M	B2
804	Sycamore (<i>Acer pseudoplatanus</i>) Group	E/M	F	12.00	2.00	3.50	4.00	4.50	2.50	1	366	4.39	Suppressed distorted but maintaining reasonable vigour and vitality. Potentially suitable for retention as part of woodland thicket.	Review with regard to retention context.	M	C2
805	Ash (<i>Fraxinus excelsior</i>)	E/M	F/P	13.00	0.00	4.00	2.50	5.50	3.00	2	407	4.89	A multi-stemmed and thicket like group of which only 2 stems remain. Is considered to be of poor quality and dubious retention merit.	Review regarding retention context.	S	C2
806	Sycamore (<i>Acer pseudoplatanus</i>)	M/A	P	13.00	2.50	3.00	3.50	5.00	4.00	4	589	7.07	Multi-stemmed and extensively fire damaged near ground level. Has sustained substantial partial collapse.	Remove.	N/A	U
807	Wych Elm (<i>Ulmus glabra</i>)	E/M	F/P	11.00	1.00	4.50	2.50	2.00	2.50	1	229	2.75	Heavily distorted and unbalanced to north. Remains vigorous but would be predisposed to attack by Dutch Elm disease.	Review regularly.	M	C2

No.	Species	Age	Con	Ht.	CH	N	E	S	W	Stem	Dia.	RPA	Structural condition	PMR	Yrs.	Cat
808	Ash (<i>Fraxinus excelsior</i>)	S/M	P	8.00	0.00	4.50	0.00	0.00	3.00	2	334	4.01	Suppressed distorted multi-stem. Comprises typical element of natural regeneration.	Review regarding retention context.	S	C2
809	Ash (<i>Fraxinus excelsior</i>)	M/A	F	13.00	1.00	1.50	2.00	5.00	4.00	1	398	4.77	Suppressed and one-sided but maintaining reasonable vigour.	Review regularly.	M	C2
810	Sycamore (<i>Acer pseudoplatanus</i>)	M/A	F	14.00	1.00	5.00	5.00	6.00	5.00	1	579	6.95	Multi-stemmed but maintaining reasonable vigour and vitality.	Cut Ivy and review regard retention context.	M	C2
811	Ash (<i>Fraxinus excelsior</i>)	M/A	F	15.00	0.00	4.00	5.00	6.00	4.50	1	548	6.57	Suppressed, distorted and typically one sided. Vigour and vitality remains fair.	Cut Ivy and review regard retention context.	M	C2
812	Ash (<i>Fraxinus excelsior</i>)	M/A	P	15.00	0.00	3.00	4.00	6.00	3.00	1	462	5.54	Multi-stem from bank top position. Is mechanically poor and of dubious sustainability. Southern crown is already sustained notable mechanical damage.	Consider early removal.	N/A	U
813	Crack Willow (<i>Salix fragilis</i>)	M	P	12.00	0.00	4.00	7.00	7.00	4.00	1	780	9.36	Previously a multi-stem specimen now having suffered chronic collapse. Unsuitable for retention.	Remove.	N/A	U
814	Sycamore (<i>Acer pseudoplatanus</i>) Group	E/M	F	12.00	1.50	1.00	4.00	5.00	5.00	1	344	4.13	Suppressed and distorted but maintaining good vigour and vitality. Comprises typical element of woodland under story.	Review regarding retention context.	M	C2
815	Ash (<i>Fraxinus excelsior</i>)	E/M	P	9.00	2.50	0.00	5.00	6.00	1.00	1	261	3.13	Chronically suppressed and distorted, unbalanced to south. Is considered to be a dubious retention merit other than as part of woodland thicket.	Review regarding retention context.	S	C2
816	Ash (<i>Fraxinus excelsior</i>) Group	E/M	P	10.00	0.00	5.00	3.00	4.00	4.50	1	525	6.30	Multi-stemmed and coppice like suggesting suck regeneration from stump of previous tree. Is of poor quality and dubious retention merit.	Review regarding retention context.	S	C2

No.	Species	Age	Con	Ht.	CH	N	E	S	W	Stem	Dia.	RPA	Structural condition	PMR	Yrs.	Cat
817	Ash (<i>Fraxinus excelsior</i>) Group	S/M	P	6.00	0.00	5.00	3.00	4.50	2.00	5	398	4.77	Comprises sucker regeneration from stump previous tree. Is of poor quality and subject to collapse.	Remove.	N/A	U
818	Sycamore (<i>Acer pseudoplatanus</i>)	E/M	F	14.00	0.00	4.50	3.00	3.00	4.00	4	493	5.92	Distorted a multi-stemmed, is of poor quality and dubious retention merit.	Review regarding retention context.	S	C2
819	Sycamore (<i>Acer pseudoplatanus</i>)	S/M	P	12.00	1.00	0.00	2.00	4.50	2.50	1	229	2.75	Suppressed and distorted. Of poor quality.	Review regard to retention context.	S	C2
820	Sycamore (<i>Acer pseudoplatanus</i>)	S/M	F/P	9.50	0.00	0.00	4.50	5.50	4.00	1	331	3.97	Heavily unbalanced to south and of dubious sustainability other than as part of woodland thicket.	Review regard to retention context.	M	C2
821	Sycamore (<i>Acer pseudoplatanus</i>)	E/M	F	13.00	1.50	3.00	4.50	4.00	3.00	1	341	4.09	Drawn-up multi-stemmed by 2.00 m.	Review regarding retention context.	M	C2
822	Crack Willow (<i>Salix fragilis</i>)	M/A	F	13.00	1.00	5.00	5.00	6.00	5.00	1	471	5.65	Appears to be maintaining reasonable vigour though supports extensive Ivy cover and shows evidence of widespread but limited storm damage.	Cut Ivy and clean-out. Review regarding retention context.	M	B2
823	Ash (<i>Fraxinus excelsior</i>)	E/M	P	11.00	0.00	3.00	3.00	5.00	2.00	1	398	4.77	Multi-stemmed as and has suffered prior failure. Ill-suited to retention.	Remove.	N/A	U
824	Ash (<i>Fraxinus excelsior</i>)	E/M	P	13.00	1.00	5.00	8.00	7.00	4.00	1	465	5.58	Multi-stemmed from ground level with diverging stems creating broad and spreading crown. Is considered to be mechanically poor and of dubious retention merit other than as part of woodland thicket.	Review regarding retention context.	M	C2
825	Ash (<i>Fraxinus excelsior</i>)	E/M	P	13.00	0.00	4.50	3.00	6.00	4.50	1	462	5.54	Multi-stemmed and distorted. Is considered be of poor quality and dubious sustainability.	Review regarding retention context.	S	C2

No.	Species	Age	Con	Ht.	CH	N	E	S	W	Stem	Dia.	RPA	Structural condition	PMR	Yrs.	Cat
826	Ash (<i>Fraxinus excelsior</i>)	M/A	F	14.00	3.00	4.50	3.00	5.00	2.50	2	462	5.54	Heavily divided from near ground level but maintaining reasonable vigour and vitality notwithstanding Ivy cover.	Cut Ivy and re-evaluate.	M	C2
827	Ash (<i>Fraxinus excelsior</i>)	E/M	F/P	12.00	1.50	0.00	4.00	7.00	3.00	1	430	5.16	Multi-stemmed and heavily distorted raising concern with regard to sustainability.	Review regarding retention context.	S	C2
828	Ash (<i>Fraxinus excelsior</i>)	E/M	P	9.00	2.00	0.00	0.00	7.00	4.00	1	236	2.83	Chronically unbalanced and ill-suited to retention.	Consider early removal.	N/A	U
829	Sycamore (<i>Acer pseudoplatanus</i>)	E/M	F/P	11.00	2.00	4.50	4.00	2.50	3.50	1	258	3.09	Suppressed and distorted but maintaining reasonable vigour. Higher crown appears to have sustained early life damage.	Review with regard retention context.	M	C2
830	Ash (<i>Fraxinus excelsior</i>)	M/A	F	15.00	1.00	3.00	4.00	7.00	4.00	2	548	6.57	Heavily divided from ground level raising concerns regarding mechanical integrity. Support Ivy cover and imbalance to south.	Review regarding retention context.	M	C2
831	Sycamore (<i>Acer pseudoplatanus</i>)	E/M	P	12.00	2.00	2.00	3.50	5.00	3.00	1	334	4.01	Has suffered traumatic failure and loss of higher crown	Remove	N/A	U
832	Ash (<i>Fraxinus excelsior</i>)	E/M	P	11.00	2.25	2.00	3.00	5.00	2.00	1	344	4.13	Unbalanced to south with high northern crown has sustained damage. Ill-suited to retention.	Consider early removal.	N/A	U
833	Ash (<i>Fraxinus excelsior</i>)	M/A	F/P	15.00	2.00	5.00	5.00	5.00	5.00	4	592	7.10	Maintaining good vigour and vitality but multi-stemmed and sharply forked nature and poor mechanical form.	Review regarding retention context.	M	C2
834	Ash (<i>Fraxinus excelsior</i>)	M	F	15.00	2.00	7.00	6.00	5.00	7.00	1	579	6.95	Appears to be maintaining good vigour and vitality notwithstanding support of extensive Ivy cover.	Cut Ivy and re-evaluate.	L	B2
835	Ash (<i>Fraxinus excelsior</i>)	M/A	F	15.00	4.00	5.00	4.00	5.00	4.00	1	401	4.81	Arising from bank top position and supports extensive Ivy cover.	Review regarding retention context.	M	C2

No.	Species	Age	Con	Ht.	CH	N	E	S	W	Stem	Dia.	RPA	Structural condition	PMR	Yrs.	Cat
836	Ash (<i>Fraxinus excelsior</i>)	M/A	F	15.00	3.00	6.00	4.00	6.00	5.00	1	516	6.19	Distorted and arising from bank top position with extensive Ivy cover in crown.	Cut Ivy and re-evaluate.	M	C2
837	Sycamore (<i>Acer pseudoplatanus</i>) Group	M/A	F/P	14.00	0.00	6.00	5.00	4.00	5.00	1	796	9.55	A large suckering community likely to comprise sucker regeneration from stump of previous tree.	Review regarding retention context.	M	C2
838	Beech (<i>Fagus sylvatica</i>)	E/M	G/F	15.00	3.50	4.50	4.00	4.00	4.00	1	331	3.97	Young and vigorous but compromised by compression fork development at 2.50 m.	Review regularly.	M	C2
839	Beech (<i>Fagus sylvatica</i>)	E/M	G/F	15.00	1.75	5.00	3.00	4.00	4.50	1	366	4.39	Young and vigorous.	Cut Ivy.	L	B2
840	Sycamore (<i>Acer pseudoplatanus</i>)	E/M	P	11.00	3.50	3.00	2.50	1.00	3.00	1	226	2.71	Suppressed, distorted and damage near base. Ill-suited to retention.	Consider early removal.	N/A	U
841	Beech (<i>Fagus sylvatica</i>)	E/M	F	12.00	2.25	4.00	2.00	2.50	3.00	1	220	2.64	Suppressed and distorted but maintaining good vigour.	Cut Ivy.	L	B2
842	Beech (<i>Fagus sylvatica</i>)	E/M	F	9.00	2.50	2.50	2.50	2.50	2.50	1	194	2.33	Vigorous but supporting extensive Ivy cover.	Cut Ivy.	L	B2
843	Sycamore (<i>Acer pseudoplatanus</i>)	E/M	F	9.00	2.50	3.00	1.50	1.00	2.50	1	188	2.25	A suckering width comprising typical element of woodland under story.	Review regarding retention context.	L	B2
844	Holly (<i>Ilex aquifolium</i>)	M	F/P	11.00	0.00	4.00	2.50	2.50	3.00	1	398	4.77	A multi-stemmed community of poor quality with some stems having decline.	Review regularly regarding suitability pretension.	S	C2
845	Crab Apple (<i>Malus sylvestris</i>)	M	F	10.00	2.25	4.00	1.50	2.50	2.50	1	216	2.60	Drawn-up and whip-like as result of suppression. Appears to be maintaining reasonable vigour and vitality.	Review regularly.	L	B2

No.	Species	Age	Con	Ht.	CH	N	E	S	W	Stem	Dia.	RPA	Structural condition	PMR	Yrs.	Cat
846	Wych Elm (<i>Ulmus glabra</i>)	E/M	F	13.00	5.00	5.00	2.00	0.00	3.00	1	197	2.37	Drawn-up with the, deflected to north as result of suppression. Remains vigorous but maybe predisposed to attack by Dutch Elm disease.	Review regularly.	M	B2
847	Beech (<i>Fagus sylvatica</i>)	E/M	G	15.00	4.00	4.50	4.00	3.50	4.00	1	360	4.32	Young and vigorous though supporting Ivy cover.	Cut Ivy and review regularly.	L	B2
848	Sycamore (<i>Acer pseudoplatanus</i>)	E/M	F	13.00	6.00	3.00	3.00	0.00	0.00	1	175	2.10	Drawn-up and whip-like specimen of dubious sustainability.		S	C2
849	Sycamore (<i>Acer pseudoplatanus</i>)	E/M	F	13.00	5.00	2.50	2.50	1.50	2.50	1	229	2.75	Drawn-up with limited high crown only. Supports notable Ivy cover.	Cut Ivy and review regard retention context.	M	C2
850	Sycamore (<i>Acer pseudoplatanus</i>)	M	F/P	15.00	1.50	5.00	6.00	4.00	4.50	1	598	7.18	Distorted and arising from bank edge position. Vigour and vitality is fair but variable and less than that expected retrieve this age.	Cut Ivy and review regularly.	M	C2
850a	Sycamore (<i>Acer pseudoplatanus</i>)	M/A	F	13.00	1.00	4.50	4.50	5.00	5.00	2	493	5.92	Single stemmed with satellite suckers arising from base creating thicket like affect. Supports extensive Ivy cover remains vigorous.	Review regularly.	L	B2
851	Lombardy Poplar (<i>Populus nigra</i> "Italica")	M	P	20.00	5.00	3.00	6.00	1.00	0.00	1	344	4.13	Damaged and partially collapsed in easterly direction.	Remove.	N/A	U
852	Sycamore (<i>Acer pseudoplatanus</i>)	E/M	F	13.00	5.00	3.00	3.00	3.00	3.00	1	251	3.02	Young, vigorous and of typically symmetrical growth. Supports notable Ivy cover.	Review regarding retention context.	L	B2
853	Hawthorn (<i>Crataegus monogyna</i>)	M	F	9.00	1.50	0.00	3.00	4.50	3.00	3	430	5.16	Notably unbalanced to south suggesting possible instability. Comprises typical element of woodland under story.	Cut Ivy and review regularly.	M	C2

No.	Species	Age	Con	Ht.	CH	N	E	S	W	Stem	Dia.	RPA	Structural condition	PMR	Yrs.	Cat
854	Hawthorn (<i>Crataegus monogyna</i>)	M	F	7.00	1.50	0.00	2.50	3.00	1.00	1	334	4.01	Suppressed and distorted, comprising typical element of woodland under story.	Cut Ivy and review with regard retention context.	S	C2
855	Sycamore (<i>Acer pseudoplatanus</i>)	M/A	G/F	12.00	4.00	2.50	3.00	5.00	5.00	1	385	4.62	Young and vigorous comprising typical element of woodland under story.	Review regarding retention context.	L	B2
856	Sycamore (<i>Acer pseudoplatanus</i>)	E/M	F	12.00	4.00	3.00	1.00	3.50	3.00	1	347	4.16	A close-knit community of multiple stems. Supports extensive Ivy cover.	Cut Ivy and review regard retention context.	M	C2
857	Sycamore (<i>Acer pseudoplatanus</i>)	E/M	F	11.00	3.00	3.00	1.00	4.50	5.00	1	376	4.51	Heavily one-sided typically unbalanced to west. Supports extensive Ivy cover.	Cut Ivy and review regard retention context.	M	C2
858	Sycamore (<i>Acer pseudoplatanus</i>)	E/M	F/P	12.00	1.50	5.00	3.00	0.00	4.50	1	306	3.67	Heavily unbalanced to north and of dubious sustainability.	Review regarding retention context.	S	C2
859	Sycamore (<i>Acer pseudoplatanus</i>)	M	F	17.00	2.00	6.00	8.00	5.00	4.50	1	716	8.59	Heavily suppressed and typically unbalanced to north-east. Vigour and vitality remains good though much of crown is obscure by dense Ivy cover.	Cut Ivy and re-evaluate.	M	B2
860	Sycamore (<i>Acer pseudoplatanus</i>)	S/M	F/P	9.00	1.50	2.00	5.00	4.00	0.00	1	226	2.71	Suppressed and distorted, of dubious sustainability.	Review regarding retention context.	S	C2
861	Sycamore (<i>Acer pseudoplatanus</i>)	M/A	G/F	14.00	2.25	5.00	5.50	5.00	4.50	1	471	5.65	Young and vigorous arising from embankment base. Supports nominal Ivy cover.	Cut Ivy.	L	B2
862	Sycamore (<i>Acer pseudoplatanus</i>)	E/M	F/P	12.00	2.50	4.00	2.00	3.00	5.00	1	334	4.01	Chronically distorted and of dubious retention merit.	Review regarding retention context.	S	C2
863	Ash (<i>Fraxinus excelsior</i>)	S/M	P	4.50	1.50	2.50	5.50	2.00	0.00	1	197	2.37	Chronically distorted and ill-suited to retention.	Consider early removal.	N/A	U

No.	Species	Age	Con	Ht.	CH	N	E	S	W	Stem	Dia.	RPA	Structural condition	PMR	Yrs.	Cat
864	Sycamore (<i>Acer pseudoplatanus</i>) Group	E/M	F/P	13.00	0.00	3.00	4.00	3.00	3.00	5	462	5.54	A poor quality multi-stemmed from ground level raising concerns regarding mechanical integrity and sustainability.	Review regarding retention context.	S	C2
864a	Ash (<i>Fraxinus excelsior</i>)	E/M	F	12.00	3.00	3.00	5.00	1.50	0.00	1	280	3.36	Suppressed distorted and heavily unbalanced to east. Supports extensive Ivy cover. Is of dubious sustainability.		M	C2
865	Ash (<i>Fraxinus excelsior</i>) Group	E/M	P	13.00	0.00	3.00	4.50	2.00	1.50	1	452	5.42	Mechanically poor and of dubious sustainability.	Review regarding retention context.	S	C2
866	Ash (<i>Fraxinus excelsior</i>) Group	E/M	P	13.00	1.00	3.00	4.50	2.00	1.00	1	493	5.92	Multi-stemmed from ground level and of poor mechanical form. Of dubious sustainability.	Review regarding retention context.	S	C2
867	Sycamore (<i>Acer pseudoplatanus</i>)	M/A	F	13.00	2.00	4.50	5.50	4.00	4.00	1	452	5.42	Arising from bank-top position. Appears be maintaining reasonable vigour and vitality notwithstanding Ivy cover.	Review regarding retention context.	L	B2
868	Sycamore (<i>Acer pseudoplatanus</i>)	M	F	8.00	2.50	2.50	3.00	1.50	2.00	1	197	2.37	Suppressed and distorted but maintaining reasonable vigour.	Cut Ivy and review regard retention context.	M	C2
869	Sycamore (<i>Acer pseudoplatanus</i>) Group	E/M	F/P	8.00	0.00	4.00	4.50	5.00	5.00	1	430	5.16	Multi-stem from ground level and of dubious sustainability.	Review regarding retention context.	S	C2
870	Ash (<i>Fraxinus excelsior</i>)	E/M	P	7.00	1.50	2.00	4.00	2.00	0.00	1	175	2.10	Of reduced vigour and in a state of decline. Unsuitable for retention.	Remove.	N/A	U
871	Ash (<i>Fraxinus excelsior</i>)	E/M	F	9.00	2.00	4.00	4.00	4.00	4.00	1	312	3.74	Appears be maintaining reasonable vigour and vitality though multi-stem stature raises concern with regard to structural integrity.	Cut Ivy and re-evaluate.	M	C2

No.	Species	Age	Con	Ht.	CH	N	E	S	W	Stem	Dia.	RPA	Structural condition	PMR	Yrs.	Cat
872	Sycamore (<i>Acer pseudoplatanus</i>) Group	E/M	P	8.00	1.00	4.50	4.50	4.50	4.50	1	398	4.77	Extensive thicket area extending some 8.00 m along bank top position. Young specimens remain vigorous but are of poor form considered likely to comprise sucker regeneration from stumps of previous trees.	Review regarding retention context.	S	C2
873	Beech (<i>Fagus sylvatica</i>)	M/A	F	13.00	1.00	4.00	3.00	5.00	5.00	1	462	5.54	Heavily distorted suggesting early life decapitation and subsequent re-suckering.	Review regarding retention context.	S	C2
874	Ash (<i>Fraxinus excelsior</i>) Group	E/M	P	8.00	0.00	4.00	4.00	2.00	3.00	1	302	3.63	Suckering thicket like group of multiple stems. Of dubious retention merit.		S	C2
875	Sycamore (<i>Acer pseudoplatanus</i>)	E/M	F	9.00	1.50	3.00	3.00	3.00	4.00	1	239	2.86	Young and still vigorous though distorted and supporting extensive Ivy cover.	Review regarding retention context.	M	C2
876	Ash (<i>Fraxinus excelsior</i>) Group	E/M	P	10.00	2.50	3.00	3.00	4.00	4.00	1	302	3.63	Is of reduced vigour raising concern with regard to sustainability.	Cut Ivy and review regard retention context.	S	C2
877	Ash (<i>Fraxinus excelsior</i>)	M/A	F	13.00	3.00	5.00	5.00	4.50	5.00	1	401	4.81	Apparently vigorous though much of crown is obscure by dense Ivy cover.	Cut Ivy and re-evaluate.	M	C2
878	Ash (<i>Fraxinus excelsior</i>)	E/M	F/P	10.00	1.00	3.00	0.00	4.00	4.50	1	271	3.25	Heavily suppressed and notably distorted.	Review regarding retention context.	S	C2
879	Sycamore (<i>Acer pseudoplatanus</i>)	E/M	F	10.00	1.75	1.00	4.00	4.00	3.00	1	334	4.01	Suppressed and distorted but maintaining reasonable vigour.	Review regarding retention context.	M	C2
880	Sycamore (<i>Acer pseudoplatanus</i>)	M	F	15.00	1.50	6.00	5.00	5.00	6.00	1	516	6.19	Appears to be maintaining reasonable vigour and vitality notwithstanding Ivy cover about middle crown.	Cut Ivy and re-evaluate.	M	B2

No.	Species	Age	Con	Ht.	CH	N	E	S	W	Stem	Dia.	RPA	Structural condition	PMR	Yrs.	Cat
881	Beech (<i>Fagus sylvatica</i>)	E/M	F/P	10.00	1.25	3.00	3.00	4.00	3.00	1	302	3.63	Suppressed and distorted, of typically poor quality and arising from hedgerow thicket. Is considered to be of dubious retention merit.	Clear surrounding vegetation and re-evaluate.	S	C2
882	Beech (<i>Fagus sylvatica</i>)	M	F	17.00	1.50	5.00	5.50	6.50	5.00	1	764	9.17	Large specimen of reasonable vigour supporting notable Ivy cover on principal stem and apparent decay on lower northern buttress adjoining ditch base. Appear suitable for interim retention subject to regular review.	Cut Ivy and review regard retention context.	M	B2
884	Oak (<i>Quercus robur</i>)	M	F	21.00	2.50	7.00	6.00	6.50	7.00	1	907	10.89	Has suffered widespread lower stem bark damage with fungal activity illustrating bark necrosis..	Cut Ivy and clean-out. Review regularly.	N/A	U
885	Oak (<i>Quercus robur</i>)	M	F/P	20.00	3.00	2.00	6.50	6.50	6.00	1	598	7.18	Of substantially reduced vigour and vitality with dead-wood in evidence throughout crown raising concern with regard to likely pathogen attack. Principal stem and middle crown is obscure by dense Ivy cover.	Consider re-cutting with cleaning out for interim retention, subject to retention context.	M	C2
886	Ash (<i>Fraxinus excelsior</i>)	M/A	P	16.00	4.00	3.00	5.00	3.00	4.50	1	493	5.92	Supports evidence of dieback and decline throughout crown suggesting lack of sustainability.	Consider early removal.	N/A	U
887	Beech (<i>Fagus sylvatica</i>)	M/A	F/P	15.00	3.00	4.50	6.00	5.00	4.50	1	493	5.92	Of reduced vigour and vitality raising some concern with regard to sustainability.	Cut Ivy and review re-evaluate.	M	C2
888	Oak (<i>Quercus robur</i>)	M	F/P	17.00	3.00	5.00	5.50	4.50	5.00	1	780	9.36	Appears to be of reduced vigour with substantial small diameter dead-wood development throughout crown suggesting limited sustainability. Principal stem and middle crown is obscure by dense Ivy cover.	Cut Ivy and re-evaluate. Consider cleaning out for limited retention and subject to regular review.	S	C2

No.	Species	Age	Con	Ht.	CH	N	E	S	W	Stem	Dia.	RPA	Structural condition	PMR	Yrs.	Cat
889	Beech (<i>Fagus sylvatica</i>)	M	P	16.00	1.50	4.50	4.50	3.50	5.00	1	748	8.98	Relatively small specimen exhibiting evidence of chronic infection of vigorous at 3.50 m on northern side of stem. Unsuitable for retention.	Remove.	N/A	U
890	Beech (<i>Fagus sylvatica</i>)	M	P	17.00	3.00	6.00	5.00	4.00	5.00	1	493	5.92	A once larger specimen has sustained substantial failure and chronic wounding. Unsuitable for retention.	Remove.	N/A	U
891	Ash (<i>Fraxinus excelsior</i>) Group	E/M	F/P	9.00	0.00	4.50	4.50	4.50	4.50	1	302	3.63	A multi-stemmed and thicket like group comprising typical element of hedgerow thicket. Is considered to be of poor quality and ill-suited to individual retention.		N/A	U
892	Beech (<i>Fagus sylvatica</i>)	M	F	17.00	2.50	9.50	8.00	7.50	7.50	1	907	10.89	Has developed a broad and spreading crown. There are signs of diminishing vigour and vitality with small-scale, twiggy deadwood evidence particularly about crown apex.	Cut Ivy and re-evaluate.	M	B2
893	Ash Group (<i>Fraxinus excelsior</i>)	E/M	F	11.00	1.50	3.00	4.00	3.00	2.50	1	271	3.25	Young and vigorous, naturally arising from hedgerow thicket.	Review regarding retention context.	M	C2
894	Sycamore (<i>Acer pseudoplatanus</i>) Ash (<i>Fraxinus excelsior</i>) Group	E/M	F	9.00	1.50	2.50	2.50	2.50	2.50	1	207	2.48	Young and vigorous, prising typical element of woodland thicket. Is considered to be of typically poor individual value.		M	C2
895	Sycamore (<i>Acer pseudoplatanus</i>)	E/M	F/P	9.00	0.00	3.00	4.50	4.00	4.50	6	430	5.16	A multi-stemmed thicket like affect arising as natural thicket development of hedgerow. Is considered to be of dubious individual value.	Review regarding retention context.	M	C2

No.	Species	Age	Con	Ht.	CH	N	E	S	W	Stem	Dia.	RPA	Structural condition	PMR	Yrs.	Cat
896	Ash (<i>Fraxinus excelsior</i>)	E/M	F/P	10.00	2.50	1.50	3.50	3.50	1.00	1	239	2.86	Suppressed and distorted typically unbalanced to east. Arises as natural regeneration from hedgerow thicket. Is considered to be of dubious limited worth.	Review regarding retention context.	S	C2
897	Wych Elm (<i>Ulmus glabra</i>)	E/M	D	13.00	1.50	3.00	5.00	4.50	4.50	1	385	4.62	dead, killed by Dutch Elm disease.	Remove	N/A	U
898	Ash (<i>Fraxinus excelsior</i>)	M	P	7.00	1.55	3.00	4.00	6.00	7.00	1	493	5.92	Appears to arise a remnant of a previous tree that has sustained chronic collapse. Unsuitable for retention.	Remove.	N/A	U
899	Sycamore (<i>Acer pseudoplatanus</i>) Group	E/M	F/P	13.00	0.00	4.50	4.50	4.50	4.50	6	493	5.92	A large and vigorous multi-stemmed thicket arising as natural regeneration from disturbed ground and ditch embankment. Remains young and vigorous though is considered to be mechanically impaired and thus of dubious sustainability.	Review regarding retention context.	S	C2
900	Sycamore (<i>Acer pseudoplatanus</i>) Group	E/M	P	13.00	0.00	5.00	5.00	5.00	7.00	4	446	5.35	Multi-stemmed and unsuitable for retention.	remove	N/A	U
901	Turkey Oak (<i>Quercus cerris</i>)	M	G/F	22.00	3.00	6.00	5.00	6.00	6.00	1	668	8.02	Sharply divided from near ground level but appears be maintaining good general vigour and vitality. Appears to arise from embankment between parallel ditches.	Review regarding retention context.	L	B2
901a	Turkey Oak (<i>Quercus cerris</i>)	M	F	15.00	2.00	6.00	5.00	5.00	5.00	1	716	8.59	A spreading specimen of reasonable vigour and vitality support some dead-wood extensive Ivy cover.	Cut Ivy and re-evaluate	M	B2

No.	Species	Age	Con	Ht.	CH	N	E	S	W	Stem	Dia.	RPA	Structural condition	PMR	Yrs.	Cat
902	Beech (<i>Fagus sylvatica</i>)	M	P	14.00	3.00	5.00	5.00	5.00	4.00	1	780	9.36	A squat and declining specimen supporting extensive infection of Ganoderma on principal stem. Unsuitable for retention.	Remove.	N/A	U
903	Beech (<i>Fagus sylvatica</i>)	M	F	17.00	2.00	6.00	4.50	6.00	6.50	1	764	9.17	Has developed a broad and spreading crown on stem divided at 2.25 m. crown form suggests possibility of prior higher crown failure though crown is currently obscure by dense Ivy cover. Vigour and vitality appears to be diminished about crown apex.	Cut Ivy and re-evaluate.	M	B2
904	Beech (<i>Fagus sylvatica</i>)	M	F/P	18.00	3.00	5.00	6.50	7.00	6.50	1	844	10.12	A thin crowned specimen suggesting reduced vigour and sustainability. Much primary stem is obscure by dense Ivy cover preventing detailed visual appraisal at this time. Is affected by chronic decay and cavity development at 2.50 m on north-western side of stem. Unsuitable for retention.	Remove.	N/A	U
905	Beech (<i>Fagus sylvatica</i>)	M	F	19.00	1.50	7.00	7.00	6.50	6.50	1	987	11.84	A large specimen supporting Ivy cover no evidence of pathogen attack but that is nonetheless of reduced vigour and vitality raising some concern with regard to sustainability.	Cut Ivy and re-evaluate.	M	C2
906	Beech (<i>Fagus sylvatica</i>)	M	D	16.00	2.00	6.00	6.00	4.50	5.00	1	907	10.89	Completely dead and at risk of imminent collapse.	Remove immediately.	N/A	U
907	Beech (<i>Fagus sylvatica</i>)	M	P	16.00	3.00	6.50	6.00	5.00	6.00	1	780	9.36	In a state of widespread decline with dieback evidenced throughout crown. Unsuitable for retention.	Remove.	N/A	U

No.	Species	Age	Con	Ht.	CH	N	E	S	W	Stem	Dia.	RPA	Structural condition	PMR	Yrs.	Cat
908	Lime (<i>Tilia europea</i>)	M	F	15.00	0.00	5.00	5.00	5.00	5.00	1	589	7.07	Retaining a dominant leader, tree has developed substantial satellite suckers creating a close-knit community. Vigour and vitality but is fair but less than that expected retrieve this age.	Review regarding retention context and cut Ivy.	M	B2
909	Ash (<i>Fraxinus excelsior</i>)	M/A	F	14.00	2.50	4.50	3.00	4.00	5.00	1	385	4.62	Young and vigorous supporting minor imbalance to west.	Review regarding retention context.	L	B2
910	Oak (<i>Quercus robur</i>)	M	G/F	17.00	3.00	5.00	7.00	7.00	4.50	1	783	9.40	Relatively large but still vigorous specimen supporting minor imbalance to east. Much of crown is obscure by dense Ivy cover though visible crown appears be maintaining good vigour and vitality.	Cut Ivy and re-evaluate.	L	B2
911	Sycamore (<i>Acer pseudoplatanus</i>)	E/M	F	10.00	0.00	4.50	4.50	4.50	4.50	4	462	5.54	A close-knit multi-stemmed group arising from ditch side position. Is maintaining good vigour but is considered mechanically poor.	Review regarding retention context.	M	C2
912	Ash (<i>Fraxinus excelsior</i>) Group	S/M	F	7.50	1.50	4.00	4.00	4.00	4.00	1	239	2.86	Comprises a suckering group arising from ditch side position. Is considered to be a dubious mechanical form.	Review regarding retention context.	S	C2
913	Ash (<i>Fraxinus excelsior</i>)	S/M	F/P	11.00	2.50	4.50	3.00	4.00	3.00	1	175	2.10	Young and distorted, arising as part of woodland thicket		M	C2
914	Holly (<i>Ilex aquifolium</i>)	M	F	9.00	2.00	2.50	2.50	2.50	2.50	1	216	2.60	Part of woodland thicket but appears be maintaining reasonable vigour and vitality.		L	B2
915	Grey Poplar (<i>Populus canescens</i>)	E/M	F	14.00	1.00	4.50	2.50	3.00	3.00	1	376	4.51	Young, vigorous but notably distorted.	Review regarding retention context.	M	C2

No.	Species	Age	Con	Ht.	CH	N	E	S	W	Stem	Dia.	RPA	Structural condition	PMR	Yrs.	Cat
916	Grey Poplar (<i>Populus canescens</i>)	M/A	G/F	16.00	3.00	4.00	4.50	5.00	3.50	1	493	5.92	Young and still vigorous with immense growth potential remaining. Supports extensive Ivy cover that prevents detailed visual appraisal at the time.	Cut Ivy and re-evaluate.	L	B2
917	Ash (<i>Fraxinus excelsior</i>)	E/M	F/P	9.00	2.50	2.00	0.00	2.50	4.00	1	216	2.60	Young, vigorous but distorted and supporting extensive Ivy cover.	Review regarding retention context.	M	C2
918	Ash (<i>Fraxinus excelsior</i>)	E/M	F/P	12.00	1.00	3.50	3.00	5.50	4.00	2	462	5.54	Divided from near ground level and substantially distorted and triple stemmed from near ground level substantially distorted the remains vigorous.	Review regularly.	M	C2
919	Holly (<i>Ilex aquifolium</i>) Group	M	F/P	9.00	0.00	2.50	5.00	4.00	2.50	5	430	5.16	Multi-stem from ground level comprising typical element of woodland thicket.	Review regarding retention context.	M	C2
920	Ash (<i>Fraxinus excelsior</i>)	M/A	F	17.00	1.50	6.00	5.00	7.00	5.50	1	668	8.02	Large specimen with spreading crown that become substantially multi-stemmed at 4.00 m. Obviously maintaining reasonable vigour and vitality.	Cut Ivy and re-evaluate.	M	C2
921	Crab Apple (<i>Malus sylvestris</i>)	M	F	7.00	1.50	5.00	4.00	0.00	3.50	1	251	3.02	Suppressed as result of proximity to adjoining hawthorns but is maintaining reasonable vigour. Is substantially unbalanced to north.	Cut Ivy and review.	M	C2
922	Ash (<i>Fraxinus excelsior</i>)	E/M	F	13.00	1.00	4.50	4.50	5.00	3.50	1	430	5.16	Distorted but vigorous, supports notable Ivy cover.	Review regarding retention context.	M	C2
923	Holly (<i>Ilex aquifolium</i>) Group	M	G/F	7.00	0.00	4.00	4.00	4.00	4.00	1	271	3.25	A close-knit group comprising typical element of woodland thicket.	Review regularly.	M	C2
924	Ash (<i>Fraxinus excelsior</i>)	M/A	F	13.00	4.00	5.00	4.00	5.00	5.00	1	407	4.89	Appears to be of variable crown vigour and supports notable Ivy cover.	Cut Ivy and re-evaluate.	M	C2

No.	Species	Age	Con	Ht.	CH	N	E	S	W	Stem	Dia.	RPA	Structural condition	PMR	Yrs.	Cat
925	Ash (<i>Fraxinus excelsior</i>)	E/M	F	12.00	1.50	5.00	5.00	2.00	3.00	1	242	2.90	Heavily divided and notably unbalanced and north as result of suppression. Appears to be maintaining reasonable vigour and vitality.	Review regularly.	M	C2
926	Ash (<i>Fraxinus excelsior</i>)	E/M	F	9.00	2.00	4.50	4.00	3.50	3.00	1	293	3.51	Distorted and typically unbalanced to east. Appears to be maintaining reasonable vigour and vitality.	Review regularly.	M	C2
927	Ash (<i>Fraxinus excelsior</i>)	M/A	G/F	13.00	3.00	5.00	4.50	5.00	5.00	1	471	5.65	Relatively young and still vigorous, supporting notable Ivy cover. Lower stem supports a number of localised wounds.	Review regularly.	M	B2
928	Ash (<i>Fraxinus excelsior</i>)	M/A	G/F	13.00	2.00	5.00	5.00	5.00	4.00	5	462	5.54	Appears to be maintaining good general vigour and vitality though multi-stem form raises concerns with regard mechanical integrity.	Review regarding retention context.	M	C2
929	Ash (<i>Fraxinus excelsior</i>) Group	E/M	F/P	8.00	0.00	4.00	7.00	4.50	4.00	1	430	5.16	A group diverging stems of apparently poor quality and dubious retention merit.	Review regarding retention context.	S	C2
930	Ash (<i>Fraxinus excelsior</i>) Group	M/A	F	12.00	1.50	5.00	5.00	5.00	5.00	2	477	5.73	Appears to comprise 2 adjoining stems combined create single overall crown form. Appears to be maintaining good general vigour and vitality though much of crown is obscure by dense Ivy cover.	Cut Ivy and re-evaluate.	M	C2
931	Ash (<i>Fraxinus excelsior</i>)	M/A	P	14.00	1.50	4.50	4.50	4.50	4.50	2	462	5.54	Of poor quality and exhibiting classic signs of decline and dieback about higher crown. Appears to be unsustainable and unsuitable for retention.	Remove.	N/A	U
932	Ash (<i>Fraxinus excelsior</i>)	E/M	F	12.00	2.00	4.50	4.50	4.50	4.50	1	382	4.58	Appears to comprise a close-knit community of multiple stems combining to create a single broader crown form. Much of crown is obscure by dense Ivy cover.	Cut Ivy and re-evaluate.	M	C2

No.	Species	Age	Con	Ht.	CH	N	E	S	W	Stem	Dia.	RPA	Structural condition	PMR	Yrs.	Cat
933	Ash (<i>Fraxinus excelsior</i>) Group	M/A	F	14.00	0.00	5.00	5.00	5.00	5.00	1	573	6.88	Young and vigorous but comprising a multi-stem crown form raising concerns with regard to sustainability and mechanical integrity.	Review with regard retention context.	M	C2
934	Ash (<i>Fraxinus excelsior</i>) Group	E/M	F	11.00	2.50	4.00	4.00	4.00	4.00	1	271	3.25	Close-knit multi-stemmed group considered to be of poor quality and dubious retention merit.	Cut Ivy and re-evaluate.	S	C2
935	Ash (<i>Fraxinus excelsior</i>) Group	E/M	F/P	12.00	2.00	4.00	3.00	4.50	4.00	5	398	4.77	Multi-stemmed and arising as sucker regeneration from the stump of previous tree. Is considered to be of poor quality and dubious sustainability.	Review regarding retention context.	S	C2
936	Ash (<i>Fraxinus excelsior</i>)	E/M	F/P	13.00	1.50	5.00	5.00	5.00	4.50	1	430	5.16	Multi-stem from low level west, some concern in respect of mechanical integrity. General vigour and vitality appears fair.	Cut Ivy and re-evaluate.	M	C2
937	Ash (<i>Fraxinus excelsior</i>) Group	E/M	F	9.00	1.00	4.00	4.00	2.00	4.00	1	207	2.48	Part of a suckering thicket. Is of small stature and remains vigorous.	Review regarding retention context.	M	C2
938	Ash (<i>Fraxinus excelsior</i>)	E/M	P	10.00	0.00	4.50	4.50	4.50	4.50	1	462	5.54	Rapidly approaching death.	Remove.	N/A	U
939	Ash (<i>Fraxinus excelsior</i>) Group	E/M	F	13.00	1.50	5.00	5.00	5.00	5.00	1	398	4.77	Typical of hedgerow arising ash being multi-stemmed and Ivy clad. A busy maintaining reasonable vigour and vitality.	Review with regard retention context.	M	C2
940	Ash (<i>Fraxinus excelsior</i>) Group	E/M	F	13.00	1.50	5.00	5.00	5.00	5.00	1	398	4.77	Typical of hedgerow arising ash being multi-stemmed and Ivy clad. Appears to be maintaining reasonable vigour and vitality.	Review with regard retention context.	M	C2
941	Ash (<i>Fraxinus excelsior</i>)	E/M	F/P	13.00	4.00	4.50	4.00	4.50	1.00	1	271	3.25	Suppressed sucker arising from hedgerow thicket. Appears to be maintaining reasonable vigour and vitality but is of typically poor quality.	Review regarding retention context.	S	C2

No.	Species	Age	Con	Ht.	CH	N	E	S	W	Stem	Dia.	RPA	Structural condition	PMR	Yrs.	Cat
942	Ash (<i>Fraxinus excelsior</i>) Group	E/M	F	12.00	2.00	4.00	4.00	4.00	4.00	1	382	4.58	A disbursed broadly contiguous group of suckering stems arising as part of hedgerow thicket. Considered to be of poor mechanical form and dubious sustainability.	Review regarding retention context.	S	C2
943	Ash (<i>Fraxinus excelsior</i>) Group	E/M	F/P	13.00	1.50	4.50	4.50	4.50	4.50	1	414	4.97	A close-knit alignment of trees creating a broader more continuous crown form. But typically hedgerow poor quality but maintaining good vigour and vitality.	Review regarding retention context.	M	C2
944	Ash (<i>Fraxinus excelsior</i>)	E/M	F/P	11.00	0.00	5.00	4.00	4.00	4.00	1	366	4.39	Suppressed and distorted. Of dubious retention merit.	Review regarding retention context.	S	C2
945	Ash (<i>Fraxinus excelsior</i>) Group	M/A	F/P	14.00	2.00	5.50	5.50	5.50	5.50	1	525	6.30	A broad and spreading group supported on diverging stems raising some concern with regard mechanical integrity impossible predisposition towards damage.	Review regarding retention context.	S	C2
946	Ash (<i>Fraxinus excelsior</i>) Group	M/A	F	14.00	1.50	5.00	5.00	5.00	5.00	1	493	5.92	A broad and spreading group supported on diverging stems raising some concern with regard mechanical integrity impossible predisposition towards damage.	Review regarding retention context.	S	C2
947	Ash (<i>Fraxinus excelsior</i>)	E/M	F/P	9.00	1.00	4.00	4.00	4.00	4.00	1	271	3.25	A poor quality but typical element of hedgerow thicket.	Review regarding retention context.	M	C2
948	Ash (<i>Fraxinus excelsior</i>)	E/M	F/P	11.00	1.00	4.00	4.00	4.00	4.00	1	271	3.25	A poor quality but typical element of hedgerow thicket.	Review regarding retention context.	M	C2
949	Ash (<i>Fraxinus excelsior</i>)	E/M	F	9.00	1.00	4.00	4.00	4.00	4.00	1	271	3.25	A multi-stemmed and distorted specimen arising as part of hedgerow thicket. Appears to have sustained lower stem damage.	Review regarding retention context.	S	C2
950	Ash (<i>Fraxinus excelsior</i>)	E/M	F	7.50	0.00	4.00	4.00	4.00	4.00	1	366	4.39	Young and vigorous but appears to have sustained lower crown damage.	Review regarding retention context.	S	C2

No.	Species	Age	Con	Ht.	CH	N	E	S	W	Stem	Dia.	RPA	Structural condition	PMR	Yrs.	Cat
951	Ash Group (<i>Fraxinus excelsior</i>)	E/M	F	13.00	0.00	5.00	7.00	7.00	6.00	5	592	7.10	A large, multi-stemmed and disbursed group arising from ditch embankment. Is considered mechanically poor and of dubious sustainability.	Review regularly.	M	C2
952	Ash Sycamore Group (<i>Fraxinus excelsior</i>) (<i>Acer pseudoplatanus</i>)	E/M	P	12.00	0.00	5.00	5.00	5.00	5.00	1	462	5.54	A cohesive group of adjoining specimens creating a singular crown form. Quality is poor with evidence of dieback and decline visible from ground level. Group offers minimal sustainability.		S	C2
953	Beech (<i>Fagus sylvatica</i>)	M	P	16.00	2.25	6.00	5.00	3.50	5.00	1	783	9.39	A poor-quality specimen heavily affected by Ganoderma. Upper crown is already subject to failure and dieback.	Remove.	N/A	U
954	Beech (<i>Fagus sylvatica</i>)	M	P	13.00	2.25	7.00	6.00	5.00	7.00	1	844	10.12	A large specimen affected by Polyporus and having suffered chronic failure of southern crown.	Remove.	N/A	U
955	Beech (<i>Fagus sylvatica</i>)	M	P	13.00	2.00	5.00	5.00	4.50	5.00	1	748	8.98	Has suffered chronic mechanical failure and major limb loss and is affected by long-term infection of Ganoderma. Unsuited for retention.	Remove.	N/A	U
956	Beech (<i>Fagus sylvatica</i>)	M	F	11.00	2.00	5.00	4.50	5.00	5.00	1	828	9.93	Apparently vigorous though heavily obscured by dense Ivy cover that prevents detailed review. Tree has suffered storm damage but no visible signs of major pathology was found at review time.	Strip ivy and rereview.	M	C2

No.	Species	Age	Con	Ht.	CH	N	E	S	W	Stem	Dia.	RPA	Structural condition	PMR	Yrs.	Cat
957	Beech (<i>Fagus sylvatica</i>)	E/M	F	12.00	2.50	4.50	3.00	4.50	4.50	1	548	6.57	A young specimen of variable vigour and heavily obscured by dense Ivy cover. Appears to be subject to cavity development and decay at circa 4.50 m.	Cut Ivy and rereview.	S	C2
958	Beech (<i>Fagus sylvatica</i>)	M	P	14.00	2.00	5.00	5.50	6.00	6.00	1	567	6.80	A particularly poor quality specimen having suffered repeated failures and affected by extensive localise decay. Is unsuitable for retention.		N/A	U
959	Ash (<i>Fraxinus excelsior</i>)	E/M	F	13.00	0.00	6.00	4.50	4.00	4.00	1	522	6.26	A larger individual within a group of natural ash regeneration. Is currently of good vigour and vitality though concerns arise in respect of sustainability.		S	C2
960	Ash (<i>Fraxinus excelsior</i>)	M	F/P	14.00	2.00	5.50	5.00	5.00	5.50	1	595	7.14	Of variable vigour with evidence of twiggy dieback about crown apex. Northern crown has been affected by extensive fire damage. Is of dubious sustainability.		S	C2
960	Ash (<i>Fraxinus excelsior</i>)	M	G/F	12.00	0.00	5.00	5.00	5.00	5.00	1	548	6.57	Multi-stem from low level but apparently maintaining reasonable vigour and vitality.	Review regularly in respect of Chalara canker attack.	M	B2
961	Ash (<i>Fraxinus excelsior</i>)	M	F	13.00	3.00	5.00	5.00	5.00	5.00	6	748	8.98	Still vigorous but at risk of attack by chill error.	Review regularly.	M	C2
962	Ash (<i>Fraxinus excelsior</i>)	E/M	P	7.00	1.25	0.00	5.00	4.50	4.00	1	522	6.26	Partially cut in past with lower stem subject to fracture and chronic decay.	Remove.	N/A	U

No.	Species	Age	Con	Ht.	CH	N	E	S	W	Stem	Dia.	RPA	Structural condition	PMR	Yrs.	Cat
963	Ash (<i>Fraxinus excelsior</i>)	E/M	F	9.00	1.50	4.50	5.00	4.50	5.00	1	579	6.95	Squat suppressed and distorted. Ivy cover prevents detailed review. Current vigour and vitality appears reasonable though concerns exist regarding potential attack by Chalara canker. Tree arises from western bank of ditch.	Cut Ivy and rereview.	M	C2
964	Ash Group (<i>Fraxinus excelsior</i>)	S/M	F	9.00	1.50	4.00	4.00	4.00	4.00	1	430	5.16	Young and vigorous arising from hedge thickets.		L	B2
965	Sycamore (<i>Acer pseudoplatanus</i>)	S/M	F	9.00	3.50	3.50	3.50	3.50	3.50	1	401	4.81	Young and vigorous, arising from eastern side of ditch.		M	C2
966	Ash (<i>Fraxinus excelsior</i>)	S/M	G/F	9.00	2.00	4.00	3.00	3.00	2.50	1	376	4.51	Still vigorous.		M	C2
1901	Wych Elm (<i>Ulmus glabra</i>)	S/M	G	7.50	1.00	3.50	2.50	3.00	2.00	1	334	4.01	Suppressed and supporting extensive Ivy cover, arise from lower stream side bank.	Review regularly regarding Dutch Elm disease.	M	C2
1902	Goat Willow (<i>Salix caprea</i>)	E/M	F	6.00	0.00	3.00	7.00	5.00	3.00	1	430	5.16	A multi-plant group creating a contiguous canopy cover. Naturally arising and apparently subject to impromptu failure, collapse and re-suckering.		M	C2
1903	Ash (<i>Fraxinus excelsior</i>)	S/M	G/F	10.00	5.50	2.00	1.00	2.50	3.00	1	229	2.75	Young and vigorous though slightly unbalanced. Comprises typical element of natural regeneration.		L	B2
1904	Ash Group (<i>Fraxinus excelsior</i>)	S/M	F	9.00	2.00	3.00	2.00	2.50	1.50	3	430	5.16	Multi-stemmed and distorted. Comprises typical element of natural regeneration.		M	C2

No.	Species	Age	Con	Ht.	CH	N	E	S	W	Stem	Dia.	RPA	Structural condition	PMR	Yrs.	Cat
1905	Ash (<i>Fraxinus excelsior</i>)	E/M	F	12.00	2.00	3.00	4.00	3.00	2.00	1	433	5.19	Young and still vigorous but supporting extensive Ivy cover.	Cut Ivy and rereview.	L	B2
1906	Sycamore (<i>Acer pseudoplatanus</i>)	E/M	G	14.00	2.50	5.00	4.50	4.50	4.00	1	525	6.30	Apparently vigorous, arising from upper edge of stream embankment.	Cut Ivy.	L	B2
1907	Ash (<i>Fraxinus excelsior</i>)	S/M	F	13.00	2.50	2.00	2.50	2.50	2.00	1	379	4.55	Tall and columnar through suppression.	Cut Ivy and review regularly.	L	B2
1908	Ash Group (<i>Fraxinus excelsior</i>)	E/M	F	15.00	2.50	4.00	5.00	4.00	3.50	1	462	5.54	Two adjoining stems combined to create singular crown. South-western stem appears to have suffered early life decapitation. Tallest stem supports canker damage.	Review regularly.	M	C2
1909	Ash (<i>Fraxinus excelsior</i>)	S/M	F	13.00	2.00	5.00	2.50	4.00	2.50	3	430	5.16	Multi-stemmed with westernmost stem having suffered prior decapitation and loss.	Cut Ivy to facilitate better review.	M	C2
1910	Sycamore (<i>Acer pseudoplatanus</i>)	E/M	G/F	15.00	4.00	4.50	3.00	5.00	4.50	1	452	5.42	Young and vigorous with developing Ivy cover at lower levels.	Cut Ivy.	L	B2
1911	Ash (<i>Fraxinus excelsior</i>)	E/M	F	14.00	5.00	0.00	6.00	5.50	0.00	1	392	4.70	Heavily one-sided and unbalanced to south east.	Cut Ivy and review regularly.	M	C2
1912	Wych Elm (<i>Ulmus glabra</i>)	S/M	D	12.00	2.50	2.50	2.50	2.50	2.50	1	325	3.90	Completely dead, killed by Dutch Elm disease.	Remove.	N/A	U
1913	Wych Elm (<i>Ulmus glabra</i>)	S/M	D	12.00	2.50	2.00	2.00	3.00	1.00	1	334	4.01	Completely dead, killed by Dutch Elm disease.	Remove.	N/A	U
1914	Ash (<i>Fraxinus excelsior</i>)	S/M	F	12.00	5.00	1.50	1.50	3.00	1.00	1	283	3.40	A drawn up and distorted whip.	Cut Ivy and rereview.	M	C2

No.	Species	Age	Con	Ht.	CH	N	E	S	W	Stem	Dia.	RPA	Structural condition	PMR	Yrs.	Cat
1915	Ash (<i>Fraxinus excelsior</i>)	E/M	F	14.00	2.50	4.00	6.00	5.00	4.00	1	385	4.62	Apparently vigorous with minor imbalance to east. Supports extensive Ivy cover.	Cut Ivy to facilitate better review.	L	B2
1916	Ash (<i>Fraxinus excelsior</i>)	E/M	F	12.00	0.00	3.50	1.50	5.00	3.50	2	398	4.77	Multi-stemmed and distorted. Much of crown is obscure by dense Ivy cover.	Cut Ivy and rereview.	M	C2
1917	Ash (<i>Fraxinus excelsior</i>)	E/M	F	12.00	2.50	2.50	2.50	5.00	4.00	2	484	5.81	Twin stemmed from ground level. Is slightly distorted with notable imbalance to south.	Cut Ivy to facilitate better review.	M	C2
1918	Sycamore (<i>Acer pseudoplatanus</i>)	S/M	F	11.00	0.00	2.50	1.50	2.00	2.50	1	328	3.93	Naturally arising sucker regeneration. Is slightly distorted through suppression.		M	C2
1919	Ash (<i>Fraxinus excelsior</i>)	S/M	F	12.00	4.00	2.50	1.50	4.00	2.00	2	407	4.89	Multi-stem from ground level. Tall and columnar.	Review regularly.	M	C2
1920	Sycamore (<i>Acer pseudoplatanus</i>)	E/M	G/F	12.00	3.00	4.00	1.50	5.00	3.00	1	407	4.89	Distorted through proximity to near neighbours but is maintaining good vigour and vitality.	Cut Ivy.	L	B2
1921	Sycamore (<i>Acer pseudoplatanus</i>)	E/M	G/F	13.00	4.00	3.00	4.00	5.50	1.50	1	442	5.31	Suppressed with minor imbalance to south east. General vigour and vitality appears good.	Cut Ivy to facilitate better review in future.	L	B2
1922	Ash (<i>Fraxinus excelsior</i>)	S/M	F	11.00	2.50	0.00	5.00	5.50	1.00	2	433	5.19	Heavily suppressed and distorted, unbalanced to south. Much of crown is obscure by dense Ivy cover.	Cut Ivy to facilitate future review.	M	C2
1923	Sycamore (<i>Acer pseudoplatanus</i>)	E/M	G/F	13.00	3.00	2.00	4.00	4.00	2.00	1	385	4.62	Badly distorted through suppression but maintaining good vigour and vitality.	Cut Ivy.	L	B2
1924	Ash (<i>Fraxinus excelsior</i>)	S/M	F	10.00	0.00	2.50	1.00	3.00	2.50	1	229	2.75	A young whiplike specimen comprising typical element of natural regeneration.		M	C2

No.	Species	Age	Con	Ht.	CH	N	E	S	W	Stem	Dia.	RPA	Structural condition	PMR	Yrs.	Cat
1925	Ash (<i>Fraxinus excelsior</i>)	S/M	F	12.00	4.00	2.00	2.00	4.00	4.00	2	379	4.55	Distorted through suppression but maintaining reasonable vigour.	Cut Ivy.	M	C2
1926	Ash Group (<i>Fraxinus excelsior</i>)	S/M	F	13.00	5.00	4.00	4.00	4.50	3.00	3	484	5.81	Multi-stem from ground level combining to create a singular crown form. Supports extensive Ivy cover.	Cut Ivy to facilitate better review.	M	C2
1927	Ash (<i>Fraxinus excelsior</i>)	S/M	F	10.00	2.50	0.00	4.00	4.50	1.00	1	306	3.67	Suppressed, distorted and has suffered localised storm damage.	Cut Ivy and rereview.	S	C2
1928	Sycamore (<i>Acer pseudoplatanus</i>)	S/M	F/P	8.00	0.00	1.50	3.00	3.00	2.00	1	306	3.67	A suckering mass.	Cut Ivy and review regularly regarding ongoing suitability for retention.	M	C2
1929	Ash (<i>Fraxinus excelsior</i>)	E/M	F	13.00	2.00	5.00	5.00	4.50	2.00	2	484	5.81	Heavily divided from low level with westernmost stem having suffered extensive bark damage. Current vigour appears good but tree will be subject to pathological issues.	Review on regular basis.	S	C2
1930	Common Alder (<i>Alnus glutinosa</i>)	E/M	F/P	9.00	2.00	3.00	2.50	4.00	4.00	6	548	6.57	Multi-stem group arising in coppice like fashion. Vigour and vitality is variable through group with dead stem is noted.	Cleanout review regularly.	M	C2
1931	Horse Chestnut (<i>Aesculus hippocastanum</i>)	E/M	F	12.00	0.00	4.50	6.00	6.50	5.00	3	592	7.10	Large dispersed and multi-stemmed group combining to create a singular canopy form. Vigour and vitality appears good though mechanical form is poor and may be subject to mechanical damage.	Cut Ivy and consider application of structural pruning works.	M	C2

No.	Species	Age	Con	Ht.	CH	N	E	S	W	Stem	Dia.	RPA	Structural condition	PMR	Yrs.	Cat
1932	Sycamore Group (<i>Acer pseudoplatanus</i>)	S/M	F	9.00	1.00	3.50	3.50	3.50	3.50	8	525	6.30	Comprises an element of sucker regrowth from the stump of a previous tree. Is young and vigorous but mechanically flawed.	Cut Ivy and review regularly.	M	C2
1933	Sycamore Group (<i>Acer pseudoplatanus</i>)	S/M	F	8.00	0.00	3.00	4.00	3.50	2.00	3	430	5.16	Distorted a multi-stemmed to, comprising sucker regeneration from previous stump. Is of poor quality but may be worthy of interim retention.		S	C2
1934	Ash Group (<i>Fraxinus excelsior</i>)	E/M	F	14.00	3.00	5.00	5.50	5.00	5.00	5	525	6.30	A large multi-stemmed group combining to create a singular canopy form. General vigour and vitality appears good though crown is subject to localised storm damage.	Cut Ivy and cleanout.	M	C2
1935	Ash Group (<i>Fraxinus excelsior</i>)	E/M	F	12.00	1.50	4.00	3.00	5.00	8.00	4	497	5.96	Western stem appears to have suffered collapse.	Cut Ivy and remove broken material.	M	C2
1936	Ash Group (<i>Fraxinus excelsior</i>)	E/M	F	13.00	5.00	2.00	2.50	3.50	2.00	2	452	5.42	Tall and columnar but heavily divided at 1.00 m.	Cut Ivy and review regularly.	M	C2
1937	Sycamore (<i>Acer pseudoplatanus</i>)	S/M	F	9.00	1.50	3.00	1.50	2.50	4.50	1	325	3.90	Slightly unbalanced to west but apparently of good vigour.	Cut Ivy.	L	C2
1938	Ash (<i>Fraxinus excelsior</i>)	E/M	G/F	15.00	2.50	7.00	5.00	5.00	4.00	2	548	6.57	A large specimen heavily divided from near ground level. Current vigour and vitality appears good. Southern stem sports extensive Ivy cover.	Cut Ivy and review regularly.	L	B2
1939	Horse Chestnut (<i>Aesculus hippocastanum</i>)	S	F	5.50	2.00	0.75	1.25	4.50	1.00	1	204	2.44	Young and vigorous. Has been previously cut and is affected by three-way fork at 1.75 m.	Review regularly..	L	C2

No.	Species	Age	Con	Ht.	CH	N	E	S	W	Stem	Dia.	RPA	Structural condition	PMR	Yrs.	Cat
1940	Sycamore (<i>Acer pseudoplatanus</i>)	E/M	G/F	13.00	2.00	4.50	4.50	4.50	4.50	1	592	7.10	A relatively young and still vigorous specimen the becomes substantially multi-stemmed at circa 1.50 m. Vigour and vitality is good though ivy is developing about middle crown. Lower canopy has suffered ongoing and extensive cutting.	Cleanout cut Ivy. Review with regard to proximity to boundary wall and future growth.	L	B2
1941	Ash (<i>Fraxinus excelsior</i>)	M	G/F	15.00	2.00	6.50	6.00	8.00	6.00	1	780	9.36	A still young but large, and spreading specimen. Vigour and vitality is good. Lower stem supports developing Ivy cover. Tree has suffered mechanical damage.	Cut Ivy and cleanout.	L	B2
1942-50 1953-1972	Sycamore (<i>Acer pseudoplatanus</i>)	S/M	G/F	8.00-13.00	1.50-2.00	3.00	3.00	3.00	3.00	1	398	4.77	Group of trees are general understory material. Typically semimature to early mature and of good vigour.		L	B2
1951	Wych Elm (<i>Ulmus glabra</i>)	E/M	D	15.00	4.00	2.00	4.00	4.00	1.50	1	439	5.27	Completely dead and in need of immediate removal.	Remove	N/A	U
1952	Sycamore (<i>Acer pseudoplatanus</i>)	E/M	G/F	13.00	3.50	3.50	3.50	3.00	2.50	1	452	5.42	Vigour and vitality is variable.	Cut Ivy and review on annual basis.	M	C2

No.	Species	Age	Con	Ht.	CH	N	E	S	W	Stem	Dia.	RPA	Structural condition	PMR	Yrs.	Cat
1973	Oak (<i>Quercus robur</i>)	M	G/F	19.00	5.00	6.00	9.00	5.00	5.00	1	576	6.91	A large specimen supporting minor imbalance to east. Arises from position close to adjoining development where recent works have included creation of retaining wall with ground space between tree and retaining wall showing evidence of widespread disturbance. The effect on tree is unknown.	Cut Ivy and cleanout. Review on annual basis.	M	B2
1974	Oak (<i>Quercus robur</i>)	M	G/F	18.00	5.00	8.00	1.00	1.00	7.00	1	907	10.89	A large specimen having suffered historic decline and limb loss. Viable canopy remains vigorous. Ivy is developing throughout crown.	Cleanout and cut Ivy.	L	B2
1975	Sycamore (<i>Acer pseudoplatanus</i>)	E/M	F	16.00	3.00	4.00	3.00	4.00	4.50	1	417	5.00	Slightly suppressed by proximity of adjoining oak but remains vigorous.	Cut Ivy.	L	B2
1976	Ash (<i>Fraxinus excelsior</i>)	S/M	F	9.00	2.50	5.00	3.00	0.00	3.00	1	376	4.51	Suppressed and distorted but maintaining reasonable vigour.	Cut Ivy.	M	C2
1977	Ash (<i>Fraxinus excelsior</i>)	E/M	F	14.00	5.00	3.00	3.00	3.00	3.00	1	382	4.58	Young and still vigorous.	Cut Ivy.	L	B2
1978	Ash (<i>Fraxinus excelsior</i>)	S/M	F	9.00	2.00	5.00	1.00	0.00	4.00	2	433	5.19	Distorted and unbalanced.	Review regularly.	M	C2
1979	Ash (<i>Fraxinus excelsior</i>)	S/M	F	12.00	3.00	1.50	1.00	4.00	4.00	1	347	4.16	Distorted and affected by cavity development.	Cut Ivy and review regularly.	S	C2
1980	Wych Elm (<i>Ulmus glabra</i>)	E/M	D	13.00	4.00	4.00	4.00	2.00	3.00	1	382	4.58	Completely dead, killed by Dutch Elm disease.	Remove.	N/A	U

No.	Species	Age	Con	Ht.	CH	N	E	S	W	Stem	Dia.	RPA	Structural condition	PMR	Yrs.	Cat
1981	Ash (<i>Fraxinus excelsior</i>)	S/M	F	12.00	1.75	3.50	3.00	2.00	4.00	1	376	4.51	Distorted but remains vigorous.	Review regularly.	M	C2
1982	Beech (<i>Fagus sylvatica</i>)	M	G/F	17.00	2.50	7.00	6.00	6.50	5.00	1	780	9.36	A relatively large specimen of good vigour and vitality but supporting extensive Ivy cover.	Cut Ivy to facilitate better review in future.	L	B2
1983	Oak (<i>Quercus robur</i>)	M	G/F	20.00	6.00	9.00	10.00	6.00	5.00	1	853	10.24	Large specimen with pronounced imbalance to east. General vigour and vitality appears good. Ivy is developing about middle crown.	Cut Ivy and review regularly.	L	B1-2
1984	Beech (<i>Fagus sylvatica</i>)	M	F	19.00	10.00	9.00	6.00	0.00	1.00	1	739	8.86	Heavily unbalanced to north east. Basal region is widely affected by Ustulina. Ongoing decay combined with imbalance illustrates a distinct lack of sustainability and high likelihood of imminent collapse.	Remove.	N/A	U

Tree Lines, Groups and Hedges

No.	Species	Age	Con	Ht.	CH	N	E	S	W	Stem	Dia.	RPA	Structural condition	PMR	Yrs.	Cat
TG1	Tree Group 1 Sycamore (<i>Acer pseudoplatanus</i>)	E/M M/A	F	13.00-15.00	0.00-3.00	5.00	5.00	5.00	5.00	N/A	382	4.58	<p>A particularly close-knit population of typically young Sycamore of apparently natural arising, having developed in a belt-like fashion adjoining the boundary of and the embankments of a now derelict treatment/sedimentation area. The population exhibits no evidence of prior intervention or deliberate planting and indeed, the proximity use of many stems, commonly being circa 1 m or less has repeatedly resulted in chronic suppression, elongate and the development of tall, with like specimens. The spindly nature of such specimens is considered mechanically poor and many specimens exist within the broader population that have sustained prior failure and collapse. Equally, a large number have been suppressed and have died out.</p> <p>The tree population provides a substantial cumulative effect not dissimilar to a small woodland however, the uniform age profile, common growth pattern, degree of suppression and anatomical form of the constituent trees is considered such as to raise distinct issues with regard to sustainability and suitability for retention. Therefore and notwithstanding their typical young age good vigour, this naturally arising population is considered to be of dubious retention merit and should be considered for removal and replacement.</p>		M	C

No.	Species	Age	Con	Ht.	CH	N	E	S	W	Stem	Dia.	RPA	Structural condition	PMR	Yrs.	Cat
WA 1	Woodland Area 1 Beech (<i>Fagus sylvatica</i>) Hawthorn (<i>Crataegus monogyna</i>) English Elm (<i>Ulmus minor</i>) Wych Elm (<i>Ulmus glabra</i>) Sycamore (<i>Acer pseudoplatanus</i>) Elder (<i>Sambucus nigra</i>) Bramble (<i>Rubus fruticosus</i>) Holly (<i>Ilex aquifolium</i>) Dog Rose (<i>Rosa canina</i>) Blackthorn (<i>Prunus spinosa</i>)	E/M M/A	F	6.00-14.00	0.00-2.00	N/A	N/A	N/A	N/A	N/A	414	4.97	<p>This woodland comprises a broad, belt like configurations ranging between 15.00 and 30.00 m width, the northern edge being defined by a substantial ditch and embankment feature. The vegetation is, for the most part, dominated by what appears to be regenerative Elm growth though nonetheless supports some elements of elder, ash and Sycamore occurring in a random fashion throughout the alignment.</p> <p>The random configurations basic of individual trees provides no evidence to suggest artificial planting for other intervention over time. The primary species composition with Elm being the dominant planned together with Sycamore and ash again suggests natural arising.</p> <p>As the Elm is the dominant species, substantial concern exists in respect of the extent to which Dutch Elm disease has been noted. Though tending to be localised, substantial numbers of plants have been lost in the recent past and symptoms are noted to have developed within the growing season of 2015 suggesting that the disease is active in the area. Accordingly, being the predominant species and that such identities then substantial concern relates to the potential for widespread loss of, as a result of pathogen attack.</p> <p>At the easternmost end of this alignment where the boundary is defined by a palisade fence, note is made that the tree belt diminishes into a collection of scrub combining Sycamore, ash, Bramble, Ivy, Elm and a small number of Leyland cypress, that appear to arise from the neighbouring property but extending substantially through the palisade railing. This material is considered to be in particularly poor quality and of no particular Arboricultural value in respect of retention.</p>		M	B/C

No.	Species	Age	Con	Ht.	CH	N	E	S	W	Stem	Dia.	RPA	Structural condition	PMR	Yrs.	Cat
WA 2	Woodland Area 2 English Elm (<i>Ulmus minor</i>) Sycamore (<i>Acer pseudoplatanus</i>) Ash (<i>Fraxinus excelsior</i>) Bramble (<i>Rubus fruticosus</i>) Ivy (<i>Hedera helix</i>) Elder (<i>Sambucus nigra</i>)	S/M E/M	F	5.00-13.00	0.00-2.00	N/A	N/A	N/A	N/A	N/A	318	3.82	A small, typically triangular area of natural shrub regeneration currently dominated by elder growth. Already, the population has sustained deaths attributable to Dutch Elm disease and other specimen's exhibit evidence of attack by the pathogen. The sustainability of the group en masse is considered limited in light of the predominance of Elm. Additional concerns arise in respect of the small number of roadside ash, being so distorted and in at least one instance having sustained prior mechanical failure. Accordingly and though useful, the woodland compartment is considered typically unsustainable. Some concern exists in respect of the nature of trees directly adjoining the roadway and the fact that many greatly overhang the roadside boundary and carriageway. Such concerns exacerbated in light of evidence illustrating recent past failures and live losses that would have the potential to affect the adjoining highway. Accordingly, these trees will be regarded as ill-suited to retention.		M	C

No.	Species	Age	Con	Ht.	CH	N	E	S	W	Stem	Dia.	RPA	Structural condition	PMR	Yrs.	Cat
	Mayne River west Blackthorn <i>(Prunus spinosa)</i> Hawthorn <i>(Crataegus monogyna)</i> Ash <i>(Fraxinus excelsior)</i> Sycamore <i>(Acer pseudoplatanus)</i> Holly <i>(Ilex aquifolium)</i> Bramble <i>(Rubus fruticosus)</i> Ivy <i>(Hedera helix)</i> Dog Rose <i>(Rosa canina)</i>	E/M M/A	F/P	2.00-8.00	0.00	N/A	N/A	N/A	N/A	N/A	159	1.91	<p>This area appears to comprise double-ditch scenario, the higher ditch and southern field boundary descending to circa 1.50 m below feel level with a substantially lower stream channel located some distance to south. Much of the vegetation associated with this boundary relates to the southern edge of the ditch and typically comprises naturally developing scrub thicket dominated by Hawthorn and Holly together with a small number of emergent ash. Whilst both banks of the ditch support some degree of vegetation, it is the southern bank supports the only remnants of what might be regarded as a historical thicket hedge as well as the more mature material.</p> <p>Descending downslope towards the stream channel, there is very little evidence to suggest intentional vegetation with the entire area comprising a substantial and contiguous scrub thicket dominated by Hawthorn, Blackthorn, Bramble and climbing rose. This area appears to comprise natural regeneration only that is associated with the non-use of the space between the upper feel drainage ditch and the lower stream channel.</p>		S	P

No.	Species	Age	Con	Ht.	CH	N	E	S	W	Stem	Dia.	RPA	Structural condition	PMR	Yrs.	Cat
H1	Hedge 1 Hawthorn (<i>Crataegus monogyna</i>) Bramble (<i>Rubus fruticosus</i>) Wild Cherry (<i>Prunus avium</i>) Ash (<i>Fraxinus excelsior</i>) Hawthorn (<i>Crataegus monogyna</i>) Blackthorn (<i>Prunus spinosa</i>) Ivy (<i>Hedera helix</i>) English Elm (<i>Ulmus minor</i>) Crab Apple (<i>Malus sylvestris</i>)	E/M M	F	3.00-10.00	0.00	N/A	N/A	N/A	N/A	N/A	159	1.91	A relatively short but notably dense hedge section exhibiting evidence of once having comprised a Hawthorne alignment but now having been invaded most notably by ash and wild cherry. The hedge at present is broadly contiguous and continuous however much of the continuity is afforded by Bramble thicket. Some concern would relate to the ability to manage the hedge, particularly if that were to require the removal of space species such as Bramble and Ivy, a factor that would substantially diminish continuity and bulk density. Note is also made that the Elm constituents of the hedge exhibit evidence of attack by Dutch Elm disease with at least 2 specimens having failed to date. Review with regard retention context.		M	C
H2	Hedge 2 English Elm (<i>Ulmus minor</i>) Wild Cherry (<i>Prunus avium</i>) Ash (<i>Fraxinus excelsior</i>) Bramble (<i>Rubus fruticosus</i>) Elder (<i>Sambucus nigra</i>) Dog Rose (<i>Rosa canina</i>) Blackthorn (<i>Prunus spinosa</i>)	M/A M	F	3.00-10.00	0.00	N/A	N/A	N/A	N/A	N/A	159	1.91	A significant hedgerow alignment on the south side of a ditch dominated at present by Wild Cherry and Elm, together with a small number of Ash. Substantial concerns exist in respect of the Elms as already, some specimens within the line have failed as result of Dutch Elm disease attack thus, the remaining specimens that comprise the greater proportion of the overall population are considered to be at risk and of dubious sustainability. The broader thicket-like affect remains currently substantial with no evidence of management nor indeed, any signs of artificial planting thereby suggesting natural arising. Management issues will include the potential need to eradicate Bramble and Ivy factor would substantially diminish bulk density and continuity.		M	C

No.	Species	Age	Con	Ht.	CH	N	E	S	W	Stem	Dia.	RPA	Structural condition	PMR	Yrs.	Cat
H3	Hedge 3 Hawthorn (<i>Crataegus monogyna</i>) Bramble (<i>Rubus fruticosus</i>) Crab Apple (<i>Malus sylvestris</i>) Ash (<i>Fraxinus excelsior</i>) Bramble (<i>Rubus fruticosus</i>) Elder (<i>Sambucus nigra</i>) Dog Rose (<i>Rosa canina</i>) Blackthorn (<i>Prunus spinosa</i>)	M/A M	F	3.00-6.00	0.00	N/A	N/A	N/A	N/A	N/A	159	1.91	Dominant material arises from north-western bank of ditch, with material to south-east comprising more Bramble thicket. Exhibits evidence of once having been planted as a Hawthorn hedge, this alignment of this time is somewhat discontinuous in respect of larger plants with the broader thicket effect being provided by Bramble. A notable proportion Hawthorn exhibit evidence of compression Hawthorn and elder exhibit evidence of decline and dieback. Eradication of invasive species including Bramble and Ivy will substantially diminished continuity cover. A large proportion of not appear to have suffered chronic suppression as result of Ivy support.		M	C

No.	Species	Age	Con	Ht.	CH	N	E	S	W	Stem	Dia.	RPA	Structural condition	PMR	Yrs.	Cat
H4	Hedge 4 Hawthorn (<i>Crataegus monogyna</i>) Bramble (<i>Rubus fruticosus</i>) Ash (<i>Fraxinus excelsior</i>) Bramble (<i>Rubus fruticosus</i>) Elder (<i>Sambucus nigra</i>) Dog Rose (<i>Rosa canina</i>) Blackthorn (<i>Prunus spinosa</i>) Ivy (<i>Hedera helix</i>)	M/A M	F	5.00-5.00	0.00	N/A	N/A	N/A	N/A	N/A	159	1.91	The majority of material appears to relate to southern bank of ditch though emergent growth is noted to north. The number of Hawthorn within the alignment is highly suggestive of once having been deliberately planted. Hedge. At this time, Hawthorne become discontinuous with many specimens being lost the broader continuity of the hedge provided for lower level by Bramble thicket. Additionally, emergent ash and invasion by elder and Blackthorn serve to further suppressed Hawthorn. The majority. The remaining maintaining reasonable vigour and vitality though many have suffered suppression by Ivy cover. Continuity within the hedge is substantially limited and therefore the eradication of invasive species including Bramble and Ivy will be a massive diminution of cover.		M	C

No.	Species	Age	Con	Ht.	CH	N	E	S	W	Stem	Dia.	RPA	Structural condition	PMR	Yrs.	Cat
H5	Hedge 5 Hawthorn <i>(Crataegus monogyna)</i> Bramble <i>(Rubus fruticosus)</i> Ash <i>(Fraxinus excelsior)</i> Bramble <i>(Rubus fruticosus)</i> Elder <i>(Sambucus nigra)</i> Dog Rose <i>(Rosa canina)</i> Blackthorn <i>(Prunus spinosa)</i> Ivy <i>(Hedera helix)</i> Beech <i>(Fagus sylvatica)</i> Oak <i>(Quercus robur)</i> English Elm <i>(Ulmus minor)</i> Wild Cherry <i>(Prunus avium)</i>	M/A M	F	8.00-12.00	0.00	N/A	N/A	N/A	N/A	N/A	255	3.06	<p>A large scale hedgerow configuration arising predominantly from the raised embankment between two parallel running ditches. The possible remnants of an original hedgerow are substantially discontinuous and comprise intermittent elements of Hawthorn. Nonetheless, the hedgerow thicket affect remain substantial and exhibits evidence of artificial intervention and illustrated by the large number of larger beach oak and lime within the alignment. The underlying hedge structure is, at this time, substantially dominated by dense thicket of English Elm growth that exhibits no evidence of artificial planting but may well comprise sucker regeneration from a previous Elm population, possibly one lost during the 1980s to Dutch Elm disease. At this juncture, Dutch Elm disease is evident within the group and raises substantial concerns in respect of Elm sustainability. This factor alone raises substantial concern in respect of sustainability in light of the high proportion of the overall hedgerow population that is Elm.</p> <p>Substantial suppression has occurred as result of the larger growing Oak, Beech and Lime and loss thicket effect is variable. Few of the hawthorns remain, most typically towards the western edge of the thicket. Elsewhere, lower level cover tends to comprise a combination of Bramble and Blackthorn. Suitability pretension will be context dependent and subject to additional review including considerations with regard to management and the retention or otherwise of typically invasive species such as Bramble, Ivy and Blackthorn serve to comprise a substantial proportion of the hedge lines lower thicket continuity.</p>		M	C

No.	Species	Age	Con	Ht.	CH	N	E	S	W	Stem	Dia.	RPA	Structural condition	PMR	Yrs.	Cat
H6	Hedge 6 Hawthorn (<i>Crataegus monogyna</i>) Bramble (<i>Rubus fruticosus</i>) Bramble (<i>Rubus fruticosus</i>) Elder (<i>Sambucus nigra</i>) Dog Rose (<i>Rosa canina</i>) Blackthorn (<i>Prunus spinosa</i>) Ivy (<i>Hedera helix</i>) English Elm (<i>Ulmus minor</i>) Wild Cherry (<i>Prunus avium</i>) Crab Apple (<i>Malus sylvestris</i>) Goat Willow (<i>Salix caprea</i>) Gorse (<i>Ulex europaeus</i>)	M/A M	F	5.00-12.00	0.00	N/A	N/A	N/A	N/A	N/A	239	2.86	This hedge alignment comprises a substantial corridor of dense vegetation located on the raised embankment between two parallel running ditches. There is evidence to suggest that both the northern and southern side of the group 1 supported a continuous Thorn based hedge factor that in combination with the existence of a small number of trees including beech, Oak and Turkey Oak suggest some degree of artificial planting over time. Nonetheless and with regard to the current status, population is dominated by a particularly dense growth of Elm together with a smaller proportion of. Already within the line, there is evidence of attack by Dutch Elm disease affect the raises particular concern with regard to sustainability of the alignment in light of the predisposition of such high proportion of the alignment plans to attack by this disease in the future. Equally, and at lower levels, the effects of the larger growing plants as been such as to dramatically suppress the understory and what remains of the Hawthorn is now substantially intermittent and broken. The current thicket level is dominated by a combination of Bramble, Gorse, elder and Blackthorn, thus raising issues with regard to management over time should the more invasive species need to be eradicated. The greatest concern at this time relates to sustainability with regard to the dense Elm population that if lost will see a dramatic diminution of hedgerow continuity.			

No.	Species	Age	Con	Ht.	CH	N	E	S	W	Stem	Dia.	RPA	Structural condition	PMR	Yrs.	Cat
H7	Hedge 7 Hawthorn (<i>Crataegus monogyna</i>) Blackthorn (<i>Prunus spinosa</i>) Bramble (<i>Rubus fruticosus</i>) Ivy (<i>Hedera helix</i>) Ash (<i>Fraxinus excelsior</i>) Sycamore (<i>Acer pseudoplatanus</i>) Ivy (<i>Hedera helix</i>) Oak (<i>Quercus robur</i>)	M/A M	F	5.00-12.00	0.00	N/A	N/A	N/A	N/A	N/A	239	2.86	A relatively high level hedgerow associated with a ditch and embankment feature as well as a field headlamp. The composition of species suggests there once having been a stock proof Hawthorn hedge however, the hedgerow's inclusion of a number of larger growing trees including beech, ash and Sycamore and oak are seen substantial suppression and the hedgerow is at best, this digital at this time. There is nonetheless a broader thicket like development typically comprising a combination of Hawthorne, Blackthorn, Bramble and Ivy together with a substantial population of suckering ash and Sycamore. Much of this material found to be in particularly poor quality and of dubious sustainability raising concerns with regard to overall hedgerow sustainability particularly should invasive species such as Bramble and Ivy need to be eradicated if such management were necessary it would substantially diminish continuity and bulk density. Additionally, it should be appreciated that continuity within hedge is further diminished as result of suppression by the larger trees and in particular, at lower levels by massed sucker regeneration is notable in relation to Sycamore and Ash.		M	C

No.	Species	Age	Con	Ht.	CH	N	E	S	W	Stem	Dia.	RPA	Structural condition	PMR	Yrs.	Cat
H8	Hedge 8 Ash (<i>Fraxinus excelsior</i>) Sycamore (<i>Acer pseudoplatanus</i>) Elder (<i>Sambucus nigra</i>) Hawthorn (<i>Crataegus monogyna</i>) Blackthorn (<i>Prunus spinosa</i>) Bramble (<i>Rubus fruticosus</i>) Ivy (<i>Hedera helix</i>) Dog Rose (<i>Rosa canina</i>) Crab Apple (<i>Malus sylvestris</i>) Beech (<i>Fagus sylvatica</i>)	M/A M	F	3.00-8.00	0.00	N/A	N/A	N/A	N/A	N/A	239	2.86	The southern half of alignment supports hedging on both sides of ditch bank however northern half hedging becomes predominant on eastern side only. This alignment appears to comprise the remnants of the mature hedgerow located along the western edge of a ditch and in the feature. Notwithstanding the evidence to suggest the original Hawthorn base alignment, substantial field headlamp have developed over time greatly broadening the original thicket and seeing a massive influx of Blackthorn and Bramble that has in many instances overwhelmed the Hawthorn as well as young trees, typically dominated by ash and Sycamore. This is serves to create a substantially broader hedgerow thicket and massive diminution in the original Thorn based alignment. Much of the hedgerow affect is currently comprising a combined Bramble and Blackthorn thicket with only a small proportion of the original Hawthorn is remaining. Notwithstanding this, the higher level thicket affect is dominated by typically poor quality and naturally arising ash and Sycamore as well as a small number of Wild Cherry. The proportion of the current hedge thicket comprising Blackthorn and Bramble will raise issues with regard to potential management, as the eradication of these species will serve to dramatically diminished bulk density and continuity. Equally, typically poor quality of the larger growing material comprising ash and Sycamore is such as to raise issues of limited sustainability also.		M	C

No.	Species	Age	Con	Ht.	CH	N	E	S	W	Stem	Dia.	RPA	Structural condition	PMR	Yrs.	Cat
WA3	Woodland 3 Sycamore (<i>Acer pseudoplatanus</i>) Ash (<i>Fraxinus excelsior</i>) Oak (<i>Quercus robur</i>) Beech (<i>Fagus sylvatica</i>) Holly Goat Willow (<i>Salix caprea</i>) Hawthorn (<i>Crataegus monogyna</i>) Blackthorn (<i>Prunus spinosa</i>) Ivy (<i>Hedera helix</i>) Bramble (<i>Rubus fruticosus</i>)	E/M- O/M	G-P- D	3.00-20.00	0.00	N/A	N/A	N/A	N/A	N/A	N/A	Various	<p>This area exhibits evidence of once having supported a substantial tree population, but at this time, there exists only in intermittent and broken alignment of mature specimens. The overall alignment additionally exhibit evidence of once having supported the possible hedge line as indicated by the fragmented alignment of Hawthorn. At present, the alignment is hugely overgrown, dominated at lower levels by regenerative Ash and Sycamore together with extensive thicket development. Access to the area is particularly limited however, it is appreciated that further review will be required.</p> <p>Visual review illustrates a highly variable mature tree population with a number of specimens exhibiting classic signs of decline deterioration and a small number of complete death. The younger, typically early-mature and middle-aged material tends, in line with its age to be in broadly good condition however, the haphazard and competitive nature within which it has arisen sees a large proportion of distorted and or multi-stem specimen that may be of impaired quality and sustainability. Within tis group, note is made of many Elm, some of which are already affected by Dutch Elm disease, suggesting that the remaining Elm are unlikely to be sustainable. Similarly, the high numbers of Ash are a cause for concern in light of the risks associated with Chalara Canker attach.</p> <p>Notwithstanding inaccessibility at this time, it is appreciated that many of the trees associated with this alignment existing extreme close proximity to or indeed overhang the site boundary with the adjoining residential, commercial and car parking properties. Accordingly, and in light of visual information is illustrates the existence of dead/dying trees as well as other trees exhibiting evidence of mechanical damage and failure then it is advised that access be gained at the earliest possible opportunity to allow for more detailed review.</p>		S-M- L	B-C- U2

No.	Species	Age	Con	Ht.	CH	N	E	S	W	Stem	Dia.	RPA	Structural condition	PMR	Yrs.	Cat
TA1	Thicket Area 1 Sycamore (<i>Acer pseudoplatanus</i>) Ash (<i>Fraxinus excelsior</i>) English Elm (<i>Ulmus minor</i>) Wych Elm (<i>Ulmus glabra</i>) Holly (<i>Ilex aquifolium</i>), Goat Willow (<i>Salix caprea</i>) .	/S-M/A	G-P	2.00-14.00	0.00	N/A	N/A	N/A	N/A	N/A	N/A	Various	This area comprises a dense thicket like belt running along the southern edge of the river channel. This area is dominated by a massive redevelopment of Ash and Sycamore specimens, many of which are now attaining early maturity and middle-age. There exists also a smaller combination of additional species including Hawthorn, Goat Willow and Elm amongst others. The area appears to have arisen naturally as result of non-use of the adjoining land and now comprises dense thickets much of which is at present inaccessible. The quality material encountered is highly variable with many specimens being either multi-stemmed or distorted. Accordingly, the sustainability and suitability pretension of this material is again variable. It is advised that this material be reviewed once better access can be gained. In respect of invasive plants, the combination of Bramble thickets at lower levels together with Ivy cover to middle and higher crowns prevents detailed visual appraisal at this time. Concern arises in respect of the potential for Chalara Canker attached to radically affect the Ash population.		S-M-L	B-C-U2
TG2	Tree Group 2 Leyland Cypress (<i>Cupressocyparis leylandii</i>) Ash (<i>Fraxinus excelsior</i>) Grey Poplar (<i>Populus canescens</i>)	E/M	F/P	15.00	0.00	N/A	N/A	N/A	N/A	N/A	N/A	6.30	Disbursed but cohesive group of combined species adjoining ditch line. Most specimens are of poor quality most being heavily distorted and previously damaged. Leyland cypress element is considered unsustainable.		S	C2
H9	Hedge 9 Hawthorn (<i>Crataegus monogyna</i>)	S/M	G	2.00	0.00	N/A	N/A	N/A	N/A	N/A	N/A	1.50	Appears to comprise a recently planted hedge on northern side of fenced boundary. Hedge material appears to relate to off-site lands.		L	B2

No.	Species	Age	Con	Ht.	CH	N	E	S	W	Stem	Dia.	RPA	Structural condition	PMR	Yrs.	Cat
H10	Hedge 10 Hawthorn (<i>Crataegus monogyna</i>) Blackthorn (<i>Prunus spinosa</i>) Bramble (<i>Rubus fruticosus</i>) Ivy (<i>Hedera helix</i>) Sycamore (<i>Acer pseudoplatanus</i>) Ash (<i>Fraxinus excelsior</i>) Elder (<i>Sambucus nigra</i>) Dog Rose (<i>Rosa canina</i>) Holly (<i>Ilex aquifolium</i>) Privet (<i>Ligustrum ovalifolium</i>)	M	F/P	5.00	0.00	N/A	N/A	N/A	N/A	N/A	N/A	1.50	An outgrown agricultural field boundary hedge, typically associated with the eastern bank of major ditch feature. Vegetation exists to west of ditch, though this appears to comprise Bramble related scrub and thicket as opposed to planted thorns.		L	C

No.	Species	Age	Con	Ht.	CH	N	E	S	W	Stem	Dia.	RPA	Structural condition	PMR	Yrs.	Cat
H11	Hedge 11 Hawthorn (<i>Crataegus monogyna</i>) Blackthorn (<i>Prunus spinosa</i>) Ash (<i>Fraxinus excelsior</i>) Grey Poplar (<i>Populus canescens</i>) Sycamore (<i>Acer pseudoplatanus</i>) Elder (<i>Sambucus nigra</i>) Bramble (<i>Rubus fruticosus</i>) Ivy (<i>Hedera helix</i>) White Willow (<i>Salix alba</i>)	M	F/P	2.50-8.00	0.00	N/A	N/A	N/A	N/A	N/A	N/A	2.50	A substantially dilapidated and highly variable thicket like group that shows evidence of once having supported a continuous Hawthorn-based alignment on the southern edge of a substantial ditch. At present, little of the Hawthorn remains and full continuity only exists to circa 1.00 – 1.50 m in respect of the Bramble thicket. The area supports many relatively young trees, typically ash, Sycamore and white willow together with some elder. Most of these are of poor quality, and heavily distorted because of suppression by the adjoining woodland. At present, and where existing, the Thorn based hedge is dominated by Blackthorn thicket. Overall, the material is considered to be of poor quality and currently offers minimal sustainability by way of comprising a manageable hedge. However, the headland thicket, particularly regarding its variability in depth between the current field edge and the adjoining ditch does offer substantial potential for improvement and new planting.		M	C2
	Off-Site Woodland Area	Located north of, and divided from the site by a substantial ditch there is a notable element of mixed woodland. Typically including Sycamore, Ash, Beech, Holm Oak, Oak, Wych Elm and Cyprus, this appears to pertain to the drive side planting of the adjoining Spring Hill House and Burgage. This woodland is physiologically detached from the site by the substantial watercourse and thus any activity occurring on the site side of the ditch will have no material effect upon the trees. However, consideration might still be given to these trees and their proximity to any proposed development.														

No.	Species	Age	Con	Ht.	CH	N	E	S	W	Stem	Dia.	RPA	Structural condition	PMR	Yrs.	Cat
H12	Hedge12 Hawthorn (<i>Crataegus monogyna</i>) Blackthorn (<i>Prunus spinosa</i>) Bramble (<i>Rubus fruticosus</i>) Ivy (<i>Hedera helix</i>) Sycamore (<i>Acer pseudoplatanus</i>) Ash (<i>Fraxinus excelsior</i>) Wych Elm (<i>Ulmus glabra</i>)	M	P	1.50-3.00	0.00	N/A	N/A	N/A	N/A	N/A	N/A	2.50	A broadly poor quality remnant of a prior hedge. At this time, continuity is provided for by low level Bramble related thicket only that is punctuated by a small number of emergent trees, many of Wych Elm and already showing evidence of Dutch Elm disease. The hedge is adjoined to the north and across a substantial ditch by an intermittent row of variable quality trees that are physiologically detached from site by the ditch alignment and therefore are of little or no concern other than regarding their proximity to the site.		L	C2
H13	Hedge 13 Hawthorn (<i>Crataegus monogyna</i>) Blackthorn (<i>Prunus spinosa</i>) Bramble (<i>Rubus fruticosus</i>) Ivy (<i>Hedera helix</i>) Wych Elm (<i>Ulmus glabra</i>)	M	P	1.50-3.00	0.00	N/A	N/A	N/A	N/A	N/A	N/A	2.50	Hedge 5 appears to relate wholly to the adjoining site in that the vast majority of material arises from the eastern bank of a substantial ditch. Vegetation associated with site includes low level Bramble thicket only together with a small number of typically small emergent ash and Sycamore.. Assuming that works will not interfere with the eastern bank of this ditch then it is considered highly unlikely that any actions within the site area would have any adverse effect upon this vegetation other than requiring the possible removal of scrub thicket from within the site.		L	C2

No.	Species	Age	Con	Ht.	CH	N	E	S	W	Stem	Dia.	RPA	Structural condition	PMR	Yrs.	Cat
H14	Hedge 14 Hawthorn (<i>Crataegus monogyna</i>) Blackthorn (<i>Prunus spinosa</i>) Bramble (<i>Rubus fruticosus</i>) Ivy (<i>Hedera helix</i>) Wych Elm (<i>Ulmus glabra</i>)	M	F	2.50-8.00	0.00	N/A	N/A	N/A	N/A	N/A	N/A	2.50	This hedge appears to comprise two elements of hedging being located on both (north and south) side of a substantial field drainage ditch. For the most part, what appears to have been the original Hawthorn is now been usurped and overwhelmed by either Blackthorn or Bramble. The alignment supports only a small number of trees, typically Elm, many of which are already exhibiting evidence of Dutch Elm disease and thus are considered unsustainable. Note should be made that the hedge is highly variable and that the elements south of the ditch alignment is discontinuous and in many areas comprises only low-level Bramble thicket. Towards its western end, note is made of the inclusion of multi-stemmed Ash that these arise from the northern side of the apparent boundary ditch and thus appear to relate to the adjoining site.		L	C2
H15	Hedge 15 Hawthorn (<i>Crataegus monogyna</i>) Blackthorn (<i>Prunus spinosa</i>) Bramble (<i>Rubus fruticosus</i>) Ivy (<i>Hedera helix</i>) Ash (<i>Fraxinus excelsior</i>)	M	F/P	2.50-6.00	0.00	N/A	N/A	N/A	N/A	N/A	N/A	2.50	A short and variable section of hedge arising wholly from western side of a substantial water bearing ditch. Accordingly, this material appears to be physiologically detached from the subject site and actions within the site are unlikely to affect same. Note should be made of the notable population of emergent ash many of which exhibit evidence of decline and dieback possibly attributable to Chalara canker attack.		L	C2

No.	Species	Age	Con	Ht.	CH	N	E	S	W	Stem	Dia.	RPA	Structural condition	PMR	Yrs.	Cat
H16	Hedge 16 Hawthorn (<i>Crataegus monogyna</i>) Blackthorn (<i>Prunus spinosa</i>) Bramble (<i>Rubus fruticosus</i>) Ivy (<i>Hedera helix</i>) Ash (<i>Fraxinus excelsior</i>)	M	F/P	2.50-6.00	0.00	N/A	N/A	N/A	N/A	N/A	N/A	2.50	Effectively a continuation of hedge 7 and ditto with the above. Supports only a small number of emergent Ash all of which exist on the western side of substantial ditch alignment. The original Thorn hedge is highly intermittent with many elements supporting only low-level Bramble related scrub thicket. The alignment supports several Ash that appear to be in slightly better condition than those noted in hedge 7 though concerns over the development of Chalara canker remain.		L	C2
H17	Hedge 17 Hawthorn (<i>Crataegus monogyna</i>) Blackthorn (<i>Prunus spinosa</i>) Wych Elm (<i>Ulmus glabra</i>) Ash (<i>Fraxinus excelsior</i>) Beech (<i>Fagus sylvatica</i>) Ivy (<i>Hedera helix</i>) Bramble (<i>Rubus fruticosus</i>) Dog Rose (<i>Rosa canina</i>)	M	F/P	3.00-6.00	0.00	N/A	N/A	N/A	N/A	N/A	N/A	2.50	A dilapidated and highly variable hedge typically arising from northern side of substantial ditch feature and therefore much vegetation encountered is considered physiologically detached from the subject site. Within the site area, vegetation typically involves scrub thicket including numerous sapling Wych Elm. This, together with the associated Bramble thicket is considered to be a particularly poor quality and offers limited sustainability.		N/A	U

No.	Species	Age	Con	Ht.	CH	N	E	S	W	Stem	Dia.	RPA	Structural condition	PMR	Yrs.	Cat
H18	Hedge 18 Hawthorn (<i>Crataegus monogyna</i>) Blackthorn (<i>Prunus spinosa</i>) Bramble (<i>Rubus fruticosus</i>) Ivy (<i>Hedera helix</i>) Ash (<i>Fraxinus excelsior</i>)	M	F/P	2.00-9.00	0.00	N/A	N/A	N/A	N/A	N/A	N/A	2.50	The majority of vegetation arises from position west of substantial, water bearing field drainage ditch. Only a small element of vegetation arises from eastern side of ditch and typically comprises Bramble scrub, young Beech and Hawthorn. The original hedge line, associated with the off-site side of the ditch is unlikely to be affected by any work/activities necessary within the site area. Within the site, for the most part, works within the site will only affect emergent Ash and Bramble related scrub thicket.		L	C2
H19	Hedge 19 Hawthorn (<i>Crataegus monogyna</i>) Blackthorn (<i>Prunus spinosa</i>) Wych Elm (<i>Ulmus glabra</i>) Bramble (<i>Rubus fruticosus</i>) Ivy (<i>Hedera helix</i>) Ash (<i>Fraxinus excelsior</i>) Beech (<i>Fagus sylvatica</i>)	M	F/P	4.00-10.00	0.00	N/A	N/A	N/A	N/A	N/A	N/A	2.50	The majority of older vegetation appears to arise from southern side of notable field ditch. The northern side of the ditch supports substantial vegetation that this is dominated by simple Bramble thicket together with a number of emergent Elms. Many of the Elms remain alive however, a notable number already exhibit evidence of Dutch Elm disease suggesting that the Elm within the alignment is unlikely to prove sustainable. Some concerns relate to the Ash. Whilst the Bramble thicket and associated emergent trees may be lost within the site, the physiological detachment of the original hedge and material to the south of the ditch and adjoining the neighbouring sports pitches is unlikely to be affected by any site works.		L	C2
TG2	Tree Group 2 Ash (<i>Fraxinus excelsior</i>)	E/M	F/P	12.00	0.00	N/A	N/A	N/A	N/A	N/A	420	5.15	A close-knit multi-stemmed group having colonised a circa 25 m length of raised boundary ditch embankment. Trees are currently of variable vigour suggesting potential issues with Chalara canker. Rereview on regular basis.		M	C2

No.	Species	Age	Con	Ht.	CH	N	E	S	W	Stem	Dia.	RPA	Structural condition	PMR	Yrs.	Cat
TG3	Tree Group 3 Ash (<i>Fraxinus excelsior</i>)	E/M	F	8.00-12.00	0.00	N/A	N/A	N/A	N/A	N/A	420	5.15	A disbursed group of young ash, arising naturally from bank side scenarios. Most trees are currently of good condition however, concerns arise regarding sustainability in light of chill error canker. Review regularly.		M	C2
H20	Hedge 20 Blackthorn (<i>Prunus spinosa</i>) Hawthorn (<i>Crataegus monogyna</i>) Bramble (<i>Rubus fruticosus</i>) Ivy (<i>Hedera helix</i>) Ash (<i>Fraxinus excelsior</i>)	M	F/P	5.00	0.00	N/A	N/A	N/A	N/A	N/A	N/A	2.50	A thicket like hedge typically arising from southern side of substantial ditch feature. The hedge is highly variable with suggestions that the original hedge may have comprised Hawthorn but has now been overwhelmed by Blackthorn. Whilst the majority of the hedge appears to be seated to the south of the ditch, note is made of variable hedge development to the North of the ditch. However, that arising from the North to be a particularly poor quality and is often dominated by low level Bramble thicket only. The hedge line supports small number of emergent trees, typically ash, most of which arises from the southern bank of the ditch. Consideration should be given to the number of Wych Elm arising as part of the tree alignment. This material is unlikely to prove sustainable in light of the prevalence of Dutch Elm disease within the broader area.		L	C2

No.	Species	Age	Con	Ht.	CH	N	E	S	W	Stem	Dia.	RPA	Structural condition	PMR	Yrs.	Cat
H21	Hedge 21 Hawthorn (<i>Crataegus monogyna</i>) Blackthorn (<i>Prunus spinosa</i>) Bramble (<i>Rubus fruticosus</i>) Ivy (<i>Hedera helix</i>) Dog Rose (<i>Rosa canina</i>) Elder (<i>Sambucus nigra</i>) Ash (<i>Fraxinus excelsior</i>) Sycamore (<i>Acer pseudoplatanus</i>)	M	F/P	2.00-8.00	0.00	N/A	N/A	N/A	N/A	N/A	N/A	2.50	Appears to comprise an original Hawthorn alignment located to the west of substantial ditch however, scrub thicket has developed widely to east of ditch. The alignment supports several emergent trees including ash and Sycamore most of which are of poor quality being multi-stem from low level suggesting prior intervention during hedge cutting works. Continuity is highly variable with the mid and northern section of the hedge offering best quality. Vegetation east of ditch is highly sporadic and intermittent.		M	C2
H22	Hedge 22 Hawthorn (<i>Crataegus monogyna</i>) Blackthorn (<i>Prunus spinosa</i>) Bramble (<i>Rubus fruticosus</i>) Ivy (<i>Hedera helix</i>) Dog Rose (<i>Rosa canina</i>) Wych Elm (<i>Ulmus glabra</i>) Ash (<i>Fraxinus excelsior</i>) Elder (<i>Sambucus nigra</i>)	M	F/P	4.00-10.00	0.00	N/A	N/A	N/A	N/A	N/A	N/A	2.50	This corridor of vegetation straddles both sides of a substantial water bearing ditch however, the greater proportion of material appears to relate to the eastern bank. Here we find evidence to suggest an original Hawthorn hedge but is becoming overwhelmed by Bramble and Ivy. Within the hedge, there is a substantial emergent population that includes Ash and Wych Elm. The ash content is minimal however there are substantial number of elms raising notable concern regarding minimal sustainability over time.		L	C2

No.	Species	Age	Con	Ht.	CH	N	E	S	W	Stem	Dia.	RPA	Structural condition	PMR	Yrs.	Cat
H23	Hedge 23 Hawthorn (<i>Crataegus monogyna</i>) Elder (<i>Sambucus nigra</i>) Blackthorn (<i>Prunus spinosa</i>) Bramble (<i>Rubus fruticosus</i>) Ivy (<i>Hedera helix</i>) Ash (<i>Fraxinus excelsior</i>)	M	F	4.00-8.00	0.00	N/A	N/A	N/A	N/A	N/A	N/A	2.50	A highly irregular and variable hedge, mostly dilapidated and associated with a higher level embankment above what appears to be a river terrace. The original Hawthorn hedge is now effectively defunct however a substantial and variable Bramble thicket has replaced much. The Blackthorn thicket no longer follows the original line but extends to the south. Much of the tree alignment appears to be associated with a ditch and embankment earthwork above a lower level river terrace. The tree material appears to arise the northern edge of the ditch and from the raised embankment.			
H24	Hedge 24 Hawthorn (<i>Crataegus monogyna</i>) Bramble (<i>Rubus fruticosus</i>) Elder (<i>Sambucus nigra</i>) Goat Willow (<i>Salix caprea</i>) Sycamore (<i>Acer pseudoplatanus</i>)	M	F/P	3.00-7.00	0.00	N/A	N/A	N/A	N/A	N/A	N/A	2.50	A dilapidated hedge alignment located on the northern edge of the main river. Evidence suggests there once having been a continuous Hawthorn hedge however, at present any alignment is now discontinuous and fragmented. The overall alignment is greatly extended by variable Bramble thicket. The alignment supports a small number of emergent Ash.		L	C2

No.	Species	Age	Con	Ht.	CH	N	E	S	W	Stem	Dia.	RPA	Structural condition	PMR	Yrs.	Cat
H25	Hedge 25 Elder (<i>Sambucus nigra</i>) Buddleia (<i>Buddleia davidii</i>) Bramble (<i>Rubus fruticosus</i>) Blackthorn (<i>Prunus spinosa</i>) Sycamore (<i>Acer pseudoplatanus</i>) Ash (<i>Fraxinus excelsior</i>) Gorse (<i>Ulex europaeus</i>)	M	P	2.50	0.00	N/A	N/A	N/A	N/A	N/A	N/A	2.50	Appears to be naturally arising element of vegetation in association with modified ground. Material encountered considered to be of poor quality and ill-suited to retention.		S	C2
H26	Hedge 26 Hawthorn (<i>Crataegus monogyna</i>) Bramble (<i>Rubus fruticosus</i>) Ivy (<i>Hedera helix</i>) Ash (<i>Fraxinus excelsior</i>) Blackthorn (<i>Prunus spinosa</i>) Dog Rose (<i>Rosa canina</i>)	M	P	1.50-3.00	0.00	N/A	N/A	N/A	N/A	N/A	N/A	2.50	A short vestigial element of hedge apparently associated with western bank of ditch. Hedge now retains only small number of elements with broader thicket being dominated by Bramble. The entire hedge is effectively defunct.		S	C2

No.	Species	Age	Con	Ht.	CH	N	E	S	W	Stem	Dia.	RPA	Structural condition	PMR	Yrs.	Cat
H27	Hedge 27 Hawthorn (<i>Crataegus monogyna</i>) Blackthorn (<i>Prunus spinosa</i>) Bramble (<i>Rubus fruticosus</i>) Ivy (<i>Hedera helix</i>) Elder (<i>Sambucus nigra</i>) Wych Elm (<i>Ulmus glabra</i>) Holly (<i>Ilex aquifolium</i>)	M	P		0.00	N/A	N/A	N/A	N/A	N/A	N/A	2.50	A highly dilapidated hedge apparently associated with western side of ditch. At this time only a small number of hawthorns remain with the broader corridor comprising Elder and Bramble thicket. The alignment has become dominated by number of emergent elms some of which already exhibit evidence of twiggy decline suggesting Dutch Elm disease. Overall, the hedgerow is of particularly poor quality and the tree content is unlikely to be sustainable.		S	C2
H28	Hedge 28 Hawthorn (<i>Crataegus monogyna</i>) Bramble (<i>Rubus fruticosus</i>) Ivy (<i>Hedera helix</i>) Ash (<i>Fraxinus excelsior</i>) Elder (<i>Sambucus nigra</i>)	M	F/P	1.50-5.00	0.00	N/A	N/A	N/A	N/A	N/A	N/A	2.50	A dilapidated Thorn hedge apparently associated with Western side of ditch alignment. At this time, only a small number of hawthorns remain and sporadic positions. The broader vegetative alignment comprises low level Bramble thicket only.		M	C2

No.	Species	Age	Con	Ht.	CH	N	E	S	W	Stem	Dia.	RPA	Structural condition	PMR	Yrs.	Cat
H29	Hedge 29 Hawthorn (<i>Crataegus monogyna</i>) Bramble (<i>Rubus fruticosus</i>) Elder (<i>Sambucus nigra</i>) Ash (<i>Fraxinus excelsior</i>)	M	F	2.00-10.00	0.00	N/A	N/A	N/A	N/A	N/A	N/A	2.50	A highly variable hedge associated with western side of ditch cutting. Hawthorne remains they are intermittent and disjointed with much of the vegetative corridor comprising Bramble thicket. The alignment supports a number of emergent trees typically dominated by Ash and Sycamore. Most tend to be vigorous at this time however, concerns exist of the sustainability of ash in light of the Chalara canker issue. Review regularly.		L	C2
H30	Hedge 30 Hawthorn (<i>Crataegus monogyna</i>) Blackthorn (<i>Prunus spinosa</i>) Bramble (<i>Rubus fruticosus</i>) Ivy (<i>Hedera helix</i>) Elder (<i>Sambucus nigra</i>)	E/M	F/P	2.00-5.00	0.00	N/A	N/A	N/A	N/A	N/A	N/A	2.50	A thicket like alignment arising from variable topography suggests that may have been a field hedge feature in the past. Currently, the material arises in conjunction with a boundary palisade railing. Thorn elements are variable and discontinuous with greater continuity been provided for at lower levels by Bramble thicket. Northern part of the alignment appears to be associated with a ditch feature however, this ditch feature dissipates and appears to have been filled at its southern end.		L	C2

No.	Species	Age	Con	Ht.	CH	N	E	S	W	Stem	Dia.	RPA	Structural condition	PMR	Yrs.	Cat
RST	Roadside Planting (R139) Hawthorn (<i>Crataegus monogyna</i>) Blackthorn (<i>Prunus spinosa</i>) Field Maple (<i>Acer campestre</i>) Dogwood (<i>Cornus Sp.</i>) Hazel (<i>Corylus avellana</i>) Silver Birch (<i>Betula pendula</i>) Ash (<i>Fraxinus excelsior</i>) Sycamore (<i>Acer pseudoplatanus</i>) Gorse (<i>Ulex europaeus</i>) Bramble (<i>Rubus fruticosus</i>) Beech (<i>Fagus sylvatica</i>) Scots Pine (<i>Pinus sylvestris</i>) Cherry Laurel (<i>Prunus laurocerasus</i>) Ivy (<i>Hedera helix</i>)	S/M	F	5.00-7.00	0.00	N/A	N/A	N/A	N/A	N/A	N/A	1.50	A typically dense and variably contiguous planting associated with previous roadworks. A dense line is set back from the public footpath by circa 1.50 m. This typically comprises a mix of Hawthorn and Field Maple often at rates of more than 2 plants per metre. This has effectively coalesced and created a somewhat hedge like structure. To the rear of the hedge like structure and the boundary of the main site, we find a less dense and more random planting typically including Field Maple and Silver Birch put together with other plants. In many areas, this comprises a loose and open area between the site boundary and the footpath adjoining planting but in others, it comprises a similarly dense and contiguous canopy cover. All trees appear to be of a similar age. This young age profile means that many trees are of good health and appears be maintaining high degrees of vigour and vitality. Nonetheless, the density of the planting is such that many canopies have already coalesced and competition is widespread. Many of the smaller plants will be outcompeted and it is unreasonable to assume that the larger growing tree species will prove sustainable at such high densities. There is some potential for the Roadside planting to be maintained as a hedge by repeated and ongoing cutting however, elsewhere population thinning would be required to reduce population densities to a sustainable level that could account for mature tree sizes		L	C2