










LEGEND

-  Red Line Boundary
-  Proposed tree planting
-  Existing hedgerow retained (to Arborist's dwg)
-  Existing trees retained (to Arborist's dwg)
-  Existing trees/hedgerow removed (to Arborist's dwg)
-  Proposed services (refer to engineer's dwg for legend)
-  Proposed Light Locations (to engineer's layout & specification)

rev	drawn	date	description

© COPYRIGHT
This drawing and any design hereon is copyright of the big space ltd and must not be reproduced in whole or in part without their express written consent.

DIMENSIONS
Figured dimensions only to be taken from this drawing. All dimensions to be checked on site. Landscape Architect to be informed immediately of any discrepancies before work proceeds.



The Big Space
creative dock
malahide marina village
malahide co. dublin

T +353 (0)1 806 1840
E info@tbsstudio.com
W www.tbsstudio.com

Status **PLANNING**

Job **BELCAMP SHD**

Drawn **PROPOSED TREE PLANTING, LIGHTING & SERVICES PLAN**

Date	Dim. RD	Chd. DE	Passed DE	Scale
MAY 2022				AS SHOWN
Job No.	Drawing No.	Rev.		
1520	304	6		

NOTES:
REFER TO WATERMAN MOYLAN ENGINEERING CONSULTANTS DRAWINGS FOR FULL DETAILS OF WATERMAIN, ROADS, DRAINAGE & UTILITY PROPOSALS.
REFER TO SABRE ELECTRICAL SERVICES LTD. FOR FULL DETAILS OF THE PUBLIC LIGHTING PROPOSALS

