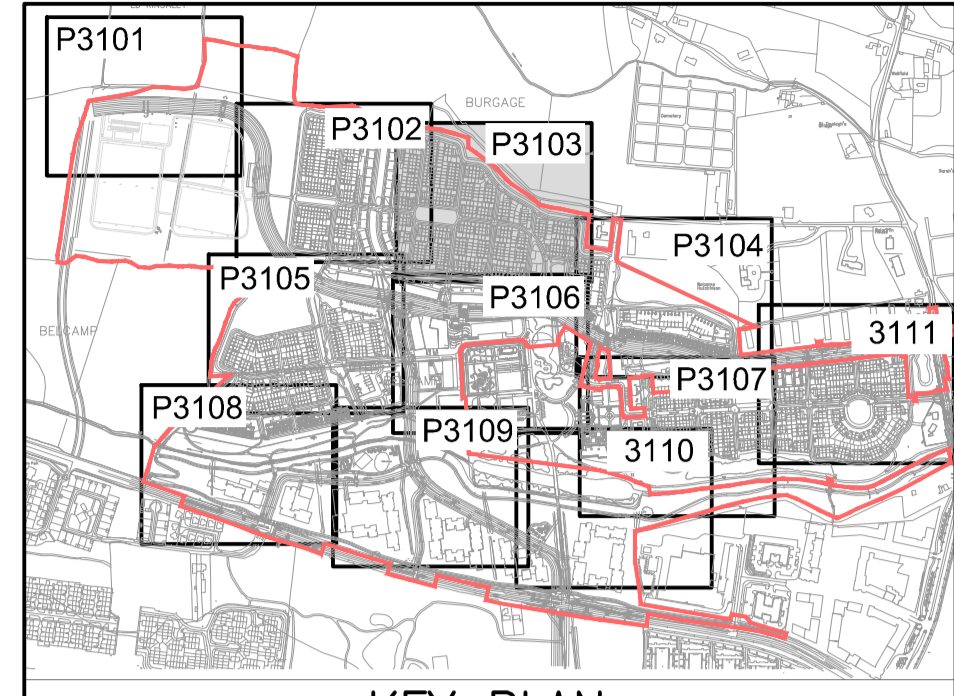
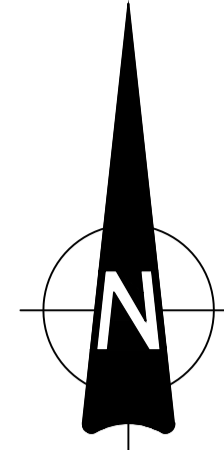




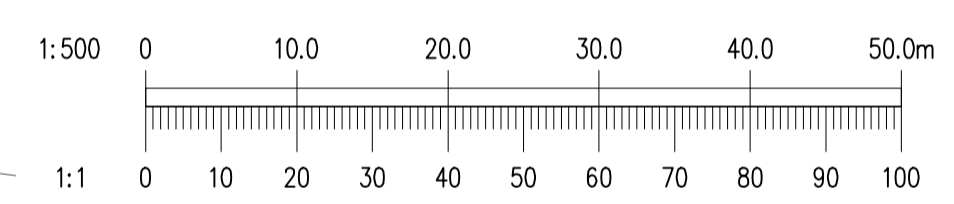
- NOTES:
- DO NOT SCALE. USE FIGURED DIMENSIONS ONLY.
  - THIS DRAWING IS TO BE READ IN CONJUNCTION WITH ALL OTHER RELEVANT ARCHITECTURAL AND ENGINEERING DRAWINGS.



**KEY PLAN**  
SCALE 1:15000 @ A1

**LEGEND:**

- EXISTING WATERMAIN WITH PIPE SIZE
- PROPOSED 100mm HDPE WATERMAIN WITH PIPE SIZE
- PROPOSED 150mm HDPE WATERMAIN WITH PIPE SIZE
- PROPOSED 200mm HDPE WATERMAIN WITH PIPE SIZE
- PROPOSED 300mm HDPE WATERMAIN WITH PIPE SIZE
- PROPOSED SLUICE VALVE
- PROPOSED HYDRANT
- PROPOSED SCOUR VALVE
- PROPOSED AIR VALVE
- PROPOSED NON-RETURN VALVE
- PROPOSED WATER METER TO BE IN ACCORDANCE WITH STD-W-26A
- SURFACE WATER MANHOLE
- TYPICAL SCHEMATIC CONNECTION OF OFFLINE SCOUR VALVE
- PROPOSED BOUNDARY BOX AND CONNECTION
- ROAD LOW POINT
- ROAD HIGH POINT



Ordnance Survey Ireland Licence No. EN 0006022 © Ordnance Survey Ireland/Government of Ireland.

REV. DATE	AMENDMENT	DRN APPD

STATUS **FOR PLANNING NOT FOR CONSTRUCTION**

**Waterman Moylan**  
Engineering Consultants  
BLOCK 5, EASTPOINT BUSINESS PARK, ALFIE BYRNE ROAD, DUBLIN D03 H3F4 IRELAND. Tel: (01) 664 8900  
Email: info@waterman-moylan.ie www.waterman-moylan.ie

CLIENT **GERARD GANNON PROPERTIES**  
ARCHITECT **CONROY CROWE KELLY / WILSON ARCHITECTURE**

PROJECT **PROPOSED STRATEGIC HOUSING DEVELOPMENT AT BELCAMP, DUBLIN 17**

TITLE **WATERMAIN LAYOUT SHEET 3 OF 11**

DRAWN PJD	DESIGNED PJD	APPROVED MD	DATE APRIL 2022
SCALE 1:500 @ A1	JOB NO. 19-114	DRG. NO. P3103	REVISION